

# JOSHUA

# GOD'S WARRIOR

---

PLEASE NOTE!

The visuals for this series can be purchased from most CEF offices and online shops. For a list of CEF offices and online shops in Europe, please visit [www.teachkids.eu](http://www.teachkids.eu) and click on "Locations".

Original text: Katherine Hershey

Adapted for Europe: Jennifer Haaijer

(With additional ideas  
from the original text)

Text published by:

European CEF®  
Kilchzimmer  
4438 Langenbruck  
Switzerland  
[www.cfeurope.com](http://www.cfeurope.com)



Copyright © 1996, 2006 Child Evangelism Fellowship® Inc.  
All rights reserved. Used by permission. May be reproduced  
for personal, nonprofit and non-commercial uses only.  
Visit [www.teachkids.eu](http://www.teachkids.eu) for full details of permission.

# Table of contents

Lesson		Page
Introduction		3
Overview		4
Lesson 1	Joshua becomes God's leader	5
Lesson 2	The red cord in the window	13
Lesson 3	The fall of Jericho	19
Lesson 4	The sin of Achan	27
Lesson 5	The story of the Gibeonites	35
Lesson 6	Joshua tells the people goodbye	43
Overlay pattern	Tent	47
Song - "God is with thee" (lesson 1)		48
Summary of steps for counselling the child who wants to come to Christ		49

---

# Introduction

The Book of Joshua is not simply the record of some historical events that took place when the Jews entered the promised land. This book unfolds more of God's revelation of Himself to the Hebrew nation. It tells how God dealt with His people at this important point in their history.

The One who worked in such a wonderful way on behalf of His people 3,400 years ago, is able to save, keep, guide and empower boys and girls today. Our prayer is that through these lessons children will come into a personal relationship with the Lord and experience His working in their lives.

This series of lessons is not primarily evangelistic, though the gospel has been included in various places. You can stress the need for salvation in other parts of the programme - for example, in the songs, or in a short object lesson that you could include, or in a missionary story. It is important that the unsaved children know that you are available to help them, if they have spiritual problems, and especially if they want to receive Christ as their Saviour. At any time during the hour's programme, or during the lesson itself, as the Holy Spirit guides you, you could say something like this:

"If you have not yet asked Christ to be your Saviour, and you are concerned about your sin, you need to come to the Lord today and receive from Him the wonderful gift of forgiveness and eternal life. You could do that right where you are sitting, or at your bedside when you go home. However, if you would like to talk to me about it, I would love to help you and show you how you can become God's child today. After the others have left, come up to the front row. I'll sit down and explain more to you about how you can become a true Christian."

You should also make yourself available in a similar way to help any Christian child who may have a question or problem in the Christian life. Help him from the Word of God and pray with him.

At the end of this manual you will find an outline to help you counsel a child who wants to come to Christ.

## The central truth of each lesson

A "central truth" has been brought out in each lesson. You, the teacher, should keep this in mind as you give the lesson; don't be content simply to tell Bible stories! In the outline of each lesson you will find the central truth stated (though the Holy Spirit may lead you to bring out some other main teaching from the Bible passages). The following abbreviations are used in the lesson outlines:

CTU - this means the central truth applied to unsaved children.

CTS - this means the central truth applied to saved children.

# Overview

Lesson	Central truth	Application	Memory verse
Joshua becomes God's leader Numbers 27:15-23 Deuteronomy 31:7 Deuteronomy 34:9 Joshua 1:1-18	God makes His children strong	Unsaved: Don't let the fear that you could not live the Christian life keep you from trusting Christ  Saved: Be encouraged that God is with you and in you	"Be strong and of good courage; do not be afraid ... for the Lord your God is with you wherever you go"  Joshua 1:9
The red cord in the window Joshua 2:1-24	God keeps His children safe	Unsaved: Trust Christ and you will be safe  Saved: Do not be afraid	"There is therefore now no condemnation to those who are in Christ Jesus ..."  Romans 8:1
The fall of Jericho Joshua 3:1 - 4:18 Joshua 5:13 - 6:27	God gives His children victory	Saved: Trust Him to give you victory over sin	If you teach the whole series on Joshua we suggest you review previous two verses  If you teach this as an individual lesson we suggest Hebrews 2:18
The sin of Achan Joshua 7:1-26	God commands His children to be holy	Unsaved: You begin to live a holy life by trusting Christ to make you pure before God  Saved: Obey God's commands and show that you belong to Him	"Be holy, for I am holy"  1 Peter 1:16
The story of the Gibeonites Joshua 9:1 - 10:27	God wants His children to depend on Him	Saved: Trust God when Satan tempts, when you must make choices or do difficult things	"Trust in the Lord with all your heart, and lean not on your own understanding"  Proverbs 3:5
Joshua tells the people goodbye Numbers 13:17-33 Joshua 14:1-15 Joshua 23:1 - 24:26	Review truths taught in Lessons 1-5  Conclude with the truth "God will take His children to Heaven"	Applications from previous lessons will be reviewed	Review 1 Peter 1:16 and Proverbs 3:5

---

# Lesson 1

## Joshua becomes God's leader

### Scripture for teachers

Numbers 27:15-23

Deuteronomy 31:7

Deuteronomy 34:9

Joshua 1:1-18

### Central truth

God makes His children strong

### Application

Unsaved: Don't let the fear that you could not live the Christian life keep you from trusting Christ

Saved: Be encouraged that God is with you and in you

### Memory verse

"Be strong and of good courage; do not be afraid ... for the Lord your God is with you wherever you go" Joshua 1:9

### Visual aids

◆ Flashcards: 1-1, 1-4, 1-5 and 1-6

Or

◆ Figures: JW-1, JW-4, JW-5, JW-6, JW-7, JW-8, JW-9 and JW-10

◆ Backgrounds (optional): Desert wilderness, and tabernacle overlay

And

◆ Wordstrip with "Joshua" on it

◆ Central truth written on a shield which the teacher shows every time some aspect of the truth is taught

◆ Use the memory verse visual when it is quoted in the lesson

### Lesson outline

#### **Introduction**

"Miss Keating is leaving ..."

#### **Progression of events**

- 1 Moses asks God about a successor
- 2 God says it is Joshua CTU
- 3 Moses brings Joshua before the people
- 4 Moses says to Joshua, "Be strong" CTS
- 5 Moses dies
- 6 God speaks to Joshua, "Be strong" CTS

#### **Climax**

Joshua tells the officers, "Prepare to cross the Jordan"

#### **Conclusion**

Joshua speaks to some of the people

The people encourage him: "Be strong" CTS

## Teaching the memory verse

### **Introduction**

Have you ever been afraid? What are some things you have been afraid of? Joshua, the man in our lesson, had good reason to be afraid and we will learn why. But listen to what God told him.

### **Presentation**

Read verse from the Bible. If children have Bibles, show them how to find it. If not, show them where it is in your Bible. Display visualised verse and read together.

### **Explanation**

*Be strong and of good courage; do not be afraid* - God said to be brave - *for* - because - *the Lord your God is with you* - God is with you if you are His child - *wherever you go* - at all times, in all places, in every situation.

### **Application**

Saved: If you have received the Lord Jesus as your Saviour, He has promised to be with you wherever you are. Regardless of what might be going on in your life right now, the Lord tells you to be strong and not afraid because He is there with you.

Unsaved: If you do not know the Lord Jesus as your Saviour, this promise is not for you. But you can trust in Him today and He will come to live inside of you. Then the memory verse will be for you too. Jesus will be with you wherever you go. He will never leave you.

### **Repetition**

Use “Crazy Stand-ups” to repeat verse. Those with blue eyes, stand and say the verse. Those with a brother in the family, those with a sister, those who like ice cream ... Invent your own crazy ways to have children stand and say the verse.

### **Teaching tip to reinforce the verse in the class hour**

Sing “God is with Thee” (page 48).

## Lesson

“Guess what - Miss Keating is leaving,” Nora told her Mum sadly.

“Oh no! You will miss her, she is such a good teacher,” replied her mother.

“And a nice teacher too - none of us wants her to leave,” continued Nora.

“I wonder who will take her place,” said her mother.

“Don’t know, but I’m sure we won’t like her. No-one could take Miss Keating’s place,” was Nora’s opinion.

Perhaps many of God’s people, the Israelites, felt like Nora and her class mates. Moses had been their leader for as long as they could remember; but now they heard that he would lead them no longer. Some may have talked together like this:

“But he is the one who led us out of Egypt, we cannot do without him.”

“My father often spoke of the miracles Moses did by God’s power.”

“No-one knows God the way Moses does.”

“Who could ever take his place?”

### Scene 1a and 1b - Joshua appointed to take Moses’ place

*Numbers 27:15-23; Deuteronomy 31:7-8; 34:9*

*Optional background: Desert wilderness with part of tabernacle showing and mountains in distance.*

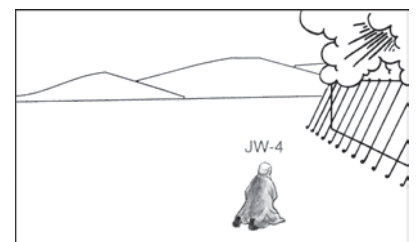
It would be very difficult for anyone to take over from Moses and lead God’s people. Who would be chosen? Very wisely Moses asked the Lord about it.

*Place Moses (JW-4).*

“Please appoint a man to lead the people,” he prayed.

The Lord answered Moses, “Take Joshua, (*place a wordstrip “Joshua”*) and make him leader over all the people. Bring him out in front of Eleazer the priest and all the people. Before them all you should announce that Joshua is their new leader.”

Could Joshua lead two million people? All those people would need water and food. They would need places to camp. The soldiers would have to be ready to fight battles for there were many enemies in the land God had promised to give them. Was Joshua a kind of Superman? No - not at all. But God had chosen him for this important job and God would help Joshua just as He had helped Moses. God never asks anyone to do something without also helping them to do it. When you become God’s child and trust Jesus Christ as your Saviour, God expects you to live to please Him. But He gives you all the help you need to do so. God the Holy Spirit comes to live in you and He



Preschoolers will enjoy kneeling to pray with Moses.

**Flashcard 1-1**

CTU

Use personal word "you" as you apply the central truth.

helps you to be truthful and kind. He helps you to pray. He helps you to tell others that you are a Christian.

Perhaps there is someone here today who really wants to be a Christian, a child of God. But one thing has stopped you from trusting the Lord Jesus Christ - you are afraid you could not live the Christian life. Please remember that God will make you strong to live for Him. Of course it is impossible to live the Christian life until you become a true Christian by trusting Jesus Christ as your Saviour. But when you do that, the Holy Spirit will live in you and He will help you live for God. We read in the Bible that the Holy Spirit lived in Joshua too.

*Remove Moses (JW-4).*

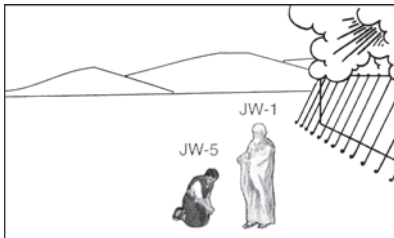
Moses hurried to do what the Lord had told him. He knew Joshua well. For many years Joshua had been Moses' faithful helper. Moses sent a message throughout the camp that all the people were to gather together. Eleazer the priest stood at the front. Moses brought Joshua to the front (*place Moses and Joshua - JW-1 and JW-5*) and placed his hands on Joshua's head. He told the people, "This is your new leader, you must obey him."

How would Joshua have felt as he looked at that huge crowd of people? Soon they would all have to cross the River Jordan. There were no bridges and no boats. The enemies in the new land were wicked and cruel. Surely Joshua felt small, so very small. But Moses was speaking to him, "Joshua, be strong and very courageous as you lead the people into the land. The Lord Himself goes before you and He will be with you. He will never leave you. Do not be afraid. Do not be discouraged."

Of course the job was a difficult one for Joshua, but it was not difficult for God. God would help him to be strong and brave. Joshua would never be alone, God would always be there. Knowing that God would never leave him helped Joshua to be strong. Christian boy or girl, God promises you "I will never leave you, nor forsake you" (Hebrews 13:5). Doesn't that help you to be strong and brave?

Perhaps you know how Joshua felt. You have trusted Jesus Christ to take away all your sin and you know you are God's child. But you find it so **difficult** to do the things that please the Lord. At school everyone is in a gang and the gangs often do mean, nasty things; they laugh at jokes that you know are not clean or nice; they disobey the teacher. It is so difficult not to do these things. It seems impossible to be brave enough to let anyone know you are a Christian. God wants to say to you, just as He said to Joshua, "Be strong and of good courage; do not be afraid ... for the Lord your God is with you wherever you go" (Joshua 1:9). God is with you in the classroom. He will help you to be obedient - even if everyone else is disobedient. Ask for His help and do what is right. You will find out for yourself that God makes His children strong. Joshua would discover this too.

Flashcard 1-4



Have the children stand and sing "God is with Thee" to reinforce the memory verse.

CTS

Remind children of times the Lord will be with them. Emphasise ways they can trust Him for courage, patience and energy. Remind them to thank God for His presence.

Repeat memory verse together.



## Scene 2 - Joshua commissioned by the Lord

*Joshua 1:1-9*

*Optional background: Same as scene 1.*

There was great sadness among the Israelites.

Moses had gone up into the mountain and had not returned. He had died there.

*Place Joshua (JW-5).*

Joshua too must have been sad and lonely, never again could he ask Moses for advice.

God is loving and kind and He spoke to Joshua, "Moses my servant is dead. Now you, and all these people must get ready to cross the River Jordan into the land I am about to give you. I will give you every bit of the land that you walk on. As I was with Moses, so I will be with you. I will never leave you. Be strong and courageous." It was wonderful to hear those words from God Himself. Yes, God does make His children strong - by being with them and in them. This does not mean they will have strong muscles or be the best runners in the class! It means that God's children can live for Him even when it is difficult. It was going to be difficult for Joshua too, and God had something more to say to him. "Joshua, be careful to obey me. Read the book of the law, think about it day and night, and obey it." The book of the law was the first five books of the Bible. Can you tell me what they are? (Genesis, Exodus, Leviticus, Numbers, Deuteronomy.) God had used Moses to write these books and now He was telling Joshua to read and obey them. This would help him to be strong.

If you are a child of God, take time to read something from the Bible each day. Try to remember what you read and, when it is God telling you to do something, ask for His help to obey. God will use that to make you a strong Christian. Joshua too had to read, remember and obey the part of the Bible which he had.

Also, he had to make sure that the book of the law was kept safe as they prepared for the most exciting part of their journey.

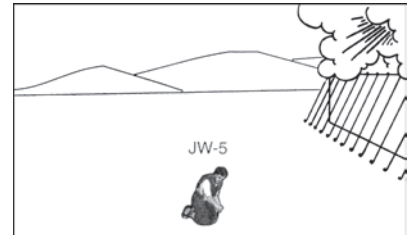
## Scene 3 - Joshua takes command

*Joshua 1:10-18*

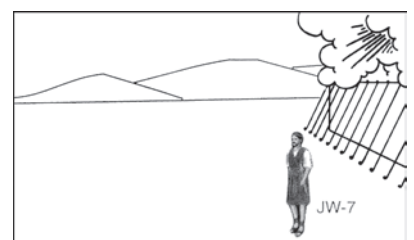
*Optional background: Same as previous scenes. Place Joshua (JW-7).*

Joshua must have been excited. At long last they were going into the land of Canaan. Forty years ago he had been there as a spy and remembered that it was a good and beautiful place. Soon he would be there to stay.

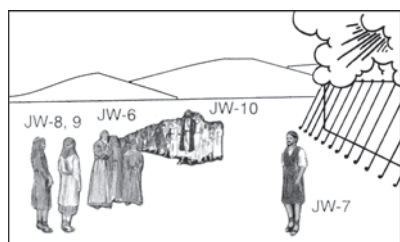
Flashcard 1-5



CTS



## Flashcard 1-6



Be sure to let your voice and facial expressions convey the excitement of this event.

Place Israelite leaders (JW-6) and people (JW-8, JW-9 and JW-10).

He called his officers together and gave them instructions: "Go among the people and tell them, 'Get your supplies ready. Three days from now you will cross the River Jordan and take the land God is giving you'."

The news spread rapidly and soon everyone was getting ready. Joshua had to explain special instructions to some of the people. They listened just as carefully as they would have done with Moses. And they promised to obey. Then they encouraged their new leader. Guess what they said? "Be strong and courageous!" These were the words that both Moses and God had spoken to Joshua. Now he was hearing them for the third time. In the same way God was using these people to help Joshua to be strong.

God often uses other Christians to help His children to be strong. It was like that with Andrea. She had become a Christian but her mother had forbidden her to go to Sunday school or Good News Club®. But she was allowed to visit the Fletcher family, and they were Christians. When Andrea had a question or a problem she told Mrs Fletcher about it. Mrs Fletcher often helped her find the answer in the Bible and then they would pray together. Those visits to the Fletchers really helped Andrea to be a strong Christian. If you are a Christian and you have something you want to talk and pray about, come and see me when the others leave. I would be glad to listen and to help you find the answers in God's Word.

God does use other Christians to help us just as He used some of the people to encourage Joshua. Joshua needed encouragement as he thought of the big adventure ahead ... the river to be crossed, cities and mountains to be captured. But Joshua knew that God cannot fail and God was with him. Christian boy and girl, you can be sure of that too. Trust God to make you strong and remember these wonderful words, "Be strong and of good courage; do not be afraid ... for the Lord your God is with you wherever you go" (Joshua 1:9).

## CTS

Reinforce the memory verse and challenge children to trust God for courage to be a good leader.

## Review game

**Checker game**

Place at least eight red and eight black checkers or plastic game pieces in a small paper bag. Divide the children in two teams and have them take turns answering questions. As a child answers a question correctly, he may reach into the bag

## Review questions

- 1 Who was chosen by God to take Moses' place? (Joshua.)
- 2 Where would Joshua lead the people? (Into Canaan.)
- 3 Why could Joshua be strong and brave? (The Lord was with him.)
- 4 How does God make His children strong? (By being with them and the Holy Spirit in them.)
- 5 From whom did Joshua hear these words: "Be strong"? (Moses, God and some of the people.)

- 6 God told Joshua something he must do in order to be strong. (Read and obey the book of the law.)
- 7 How do you become a child of God? (Trust Christ as Saviour.)
- 8 What river would the Israelites have to cross? (Jordan.)
- 9 Where was Moses when he died? (On a mountain.)
- 10 Complete the verse, "Be strong and of good courage, do not be afraid ..." ("... for the Lord your God is with you wherever you go" Joshua 1:9.)

### Carry-over activity

#### ***Situation spinner***

To make the spinner: Use a felt-tip pen to divide a paper plate into eight wedges. Next write eight locations or activities in which a child might need to be courageous (ie home, alone, school, car, shop, in crowd, at play, at night). Cut an arrow shaped pointer out of posterboard and attach it to the spinner using a metal clip.

To play: Have the children take turns spinning the pointer and discussing situations in which they might need to be brave. For example, if the pointer lands on "school", the child might talk about dealing with a certain bully in his class. With each example, discuss how the children can be brave, knowing God is there with them.

and pull out a checker for his team. If he chooses a red checker, he gets to keep the checker and draw again. If he draws a black checker he keeps it but his turn is finished. At the end of the game, the team with the most checkers (red and black) wins.



# Lesson 2

## The red cord in the window

### Scripture for teachers

Joshua 2:1-24

### Central truth

God keeps His children safe

### Application

Unsaved: Trust Christ and you will be safe

Saved: Do not be afraid

### Memory verse

“There is therefore now no condemnation to those who are in Christ Jesus ...” Romans 8:1

### Visual aids

◆ Flashcards: 2-2, 2-3, 2-4, 2-5 and 2-6

Or

◆ Figures: JW-7, JW-8, JW-9, JW-11, JW-12, JW-13, JW-14, JW-15, JW-16, JW-17 and JW-18

◆ Backgrounds (optional): Desert wilderness, roof of house, and house on city wall

And

◆ Wordstrip with “spy” written on it

◆ Central truth written on a shield which the teacher shows every time some aspect of the truth is taught

### Lesson outline

#### **Introduction**

What is a spy?

#### **Progression of events**

- 1 Joshua sends spies to Canaan CTS
- 2 Spies come to Jericho
- 3 Spies stay with Rahab
- 4 King’s messengers come to Rahab’s home CTS
- 5 Rahab hides spies
- 6 Rahab lies to messengers
- 7 Rahab requests safety

#### **Climax**

Spies escape down red rope CTS

#### **Conclusion**

Spies return to Joshua CTSU

## Lesson

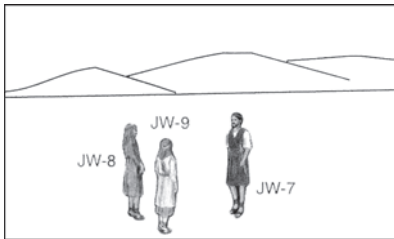
Place the word “spy” on the board.

Which of the following explains what a spy is?

- (a) A fly with very good eyesight.
- (b) Someone who wears special spectacles so he can see things at a distance.
- (c) Someone who secretly finds out things about another country.
- (d) A painful sore close to the eye.

(c) is correct of course. Perhaps you have read a spy story or watched one on television.

### Flashcard 2-2



Locate Jericho on map (back cover).

Jericho was surrounded by a double wall. The inner wall was separated from the outer wall by 12-15 feet and was itself about 30 feet high (Unger's Bible Dictionary).

Preschoolers will enjoy waving goodbye to the two spies as they leave for Jericho.

## Scene 1 - The two spies sent out

*Optional background: Desert wilderness with mountains in distance. Place Joshua (JW-7) and two spies (JW-8 and JW-9).*

Today we meet two spies who were chosen by Joshua. He gave them an exciting and adventurous job. “Go and look over the land of Canaan,” he told them, “especially Jericho.”

Jericho was a big city across the River Jordan. It would be the first city to which the Israelites would come as they entered the land God was giving them for their home. It was very important that they should capture Jericho.

Silently the two spies left the Israelite camp and headed for the River Jordan. The Bible does not tell us how they got across - probably they forded the water and crossed at night. Soon they set foot on the Promised Land.

It was exciting ... and frightening. There were many, many people in this land who would be happy to capture and kill them. They must move around very carefully. Could they find out all that Joshua needed to know? Would they ever get out of this unknown land that was filled with danger?

No harm could come to them, no enemy could touch them unless God allowed it, for these spies belonged to God's people. God would protect His people. It is just the same today for every person who is a child of God.

CTS

Listen to these wonderful words from the Bible: “Whoever trusts in the Lord shall be safe” (Proverbs 29:25). If you know that Jesus Christ has taken away your sin, you belong to God and He looks after you. He protects you. Have you a secret fear? Others think it is silly - but for you it is real. Many times in the Bible God says to His people, “Fear not”. The Word of God promises that those who trust the Lord are safe. God protects His children every minute of every day and night. This does not mean that a Christian will never break a leg, become sick, or be beaten up. It means that none of these things can

happen to a Christian except when God allows it. God is a loving and almighty Heavenly Father who watches over His children and keeps them safe.

He was caring for those two spies. How they needed Him in that strange land.

## Scene 2 - Rahab hides the spies

*Joshua 2:2-7*

*Optional background: Roof of house, with stalks of flax (JW-11).*

When the spies reached Jericho they found a great, high, wide wall around the city. The walls were so wide that some people lived in houses built on the wall. The big iron gates were shut every night so that enemies could not go in. But somehow - the Bible does not tell us how - these two spies managed to get into the city. No-one, no-one must know who they were, or why they had come. They found out all they needed to know. They discovered that the city gates were closed in the evening. God led them where to stay the night.

Secretly (or so they thought) the two spies made their way to one of the houses on top of the wall. The woman who lived there was called Rahab. (*Place Rahab - JW-12.*) She had heard about the Israelites and their God. Although it was a dangerous thing for her to do, she agreed to allow the men to stay overnight. They hid under bundles of flax on the roof top.

*(Place spies under flax - JW-13 and JW-14.)*

Neither Rahab nor the spies knew that someone had seen the two men and was suspicious. An urgent message reached the King of Jericho, "Look, some of the Israelites are in the city - they are spying out the land."

The King ordered that they be found at once.

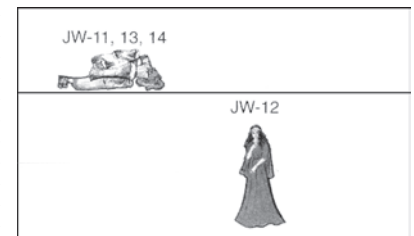
The spies were quickly traced to Rahab's house.

Before long the King's messengers were at her door. "Bring out the men who are here," they called. "They are spies!" (*Place figure JW-15.*)

Quickly Rahab hurried to speak to the King's messengers: "Yes, those men came here, but I did not know who they were. They left as it began to get dark, at the time the city gate is closed. I don't know where they went. But if you go quickly you may catch up with them."

Rahab had told a lie - she did it to keep the spies safe. But God did not need that lie to protect the men. Even if the house had been searched, God could have kept them safe. It is never right to lie. We know that, yet we often do it. We disobey God in this and other ways and so deserve to be punished by God for our sin. But Rahab was a heathen woman who did not know God's law.

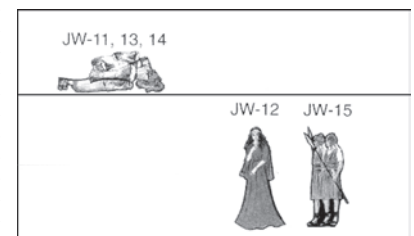
### Flashcard 2-3



### Flashcard 2-4

Flax is used to make linen and Rahab may have been one who spun the flax into linen. Use hay to help preschoolers understand flax.

### Flashcard 2-5



Ahead of time, give children parts of king and messenger to act out.

CTS

The King's messengers hurried off to catch the spies who were still hiding under the flax on the roof top. They were safe. The Lord was protecting them in this city where they were surrounded by enemies. If you are a child of God you too have a powerful enemy. Satan is your enemy. He wants to stop you from loving the Lord Jesus and obeying Him. He makes sure that some of your classmates laugh at you because you are a Christian. He tries to get you not to bother praying or coming to Good News Club®. Satan wants to take you away from God for ever. Could he do that? Listen to what the Lord Jesus said about those who are children of God: "My Father, who has given them to Me, is greater than all; and no one is able to snatch them out of My Father's hand" (John 10:29). If you are really God's child you will never be snatched away from your Heavenly Father. He keeps His children safe from the enemy, just as He kept the two spies safe.

**Flashcard 2-3**



Speak Rahab's words with excitement - breathlessly.

If your students do not know about how the Lord dried up the Red Sea, give them a brief review as to what happened there. See Exodus 14.

**Scene 3 - The spies make a promise to Rahab**

*Joshua 2:8-14*

*Optional background: Same as in scene 2. Place two spies (JW-8 and JW-9) and Rahab (JW-12).*

When the messengers were safely out of sight, Rahab went to the roof top to talk to the spies.

"I know that the Lord has given you this land. Everyone is terrified of you and your people. We have heard how your God made a path through the Red Sea. We have heard how your God has helped you defeat your enemies. No-one has any courage left, for the Lord your God is God of heaven and earth."

Rahab went on to ask a big favour: "I have shown kindness to you," she said. "Please be kind to me and all my family when you capture the city."

The spies agreed. "It will be just as you have asked. When the Lord gives us this city, we will treat you fairly and kindly."

**Scene 4 - The spies let down by a red cord**

*Joshua 2:15-22*

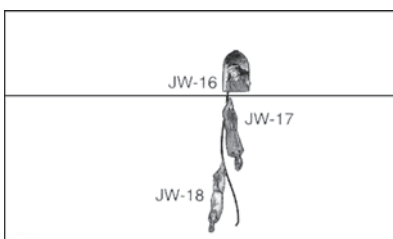
*Optional background: House on city wall; window in house.*

The spies needed to get out of Jericho and return to Joshua. It would be very risky to go into the city streets. Rahab had an idea. She took a red cord, or rope and tied it securely to a beam in her house. Then she dropped it from her window.

*Place Rahab in window (JW-16) on string across board, placing red cord between window and bottom of board. Place spies on red cord (JW-17 and JW-18).*

"You must go down and hide for three days in the mountains so that you do not meet those men who came looking for you."

**Flashcard 2-6**





The two men climbed out of the window and down, down the red rope, until they reached the ground outside the city wall. What a wonderful escape. God was caring for them all the time. That red rope reminds us of how God keeps His children safe from the greatest of all dangers - the danger of being punished for ever for sin. We all deserve that punishment. But God sent His only Son, the Lord Jesus Christ, into the world. He did not deserve any punishment, for He lived a perfect life. Yet He died on a cross and God punished Him for our sin. As He died, His precious blood poured out so that sin could be put away. That was the only way for **us** to be rescued from eternal punishment.

When you trust Jesus Christ as your Saviour, you are saved - safe. You will never be sent to Hell, because of your Saviour who gave His precious blood for you. The Bible says, "He who believes in Him is not condemned ..." (John 3:18). Escaping the punishment we deserve is an even more wonderful escape than that of the two spies down the red rope.

Once their feet touched the ground, they called back to Rahab, "Look, when we come back to capture the city, have this same rope hanging from your window. Then we will recognise your home and everyone in it will be safe. We will see to that."

The hurried off into the darkness and headed for the mountains where they hid in caves for three days.

## Scene 5 - The spies report back to Joshua

*Joshua 2:23-24*

*Optional background: Same as scene 1.*

The two spies safely reached the River Jordan. Once again they forded it and crossed over. They hurried to the Israelite camp to report their exciting experiences to Joshua.

*Place Joshua (JW-7) and two spies (JW-8 and JW-9).*

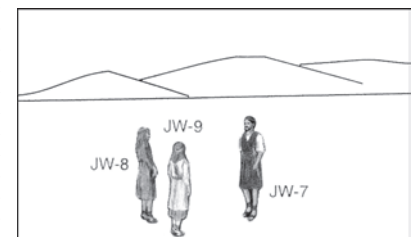
"The Lord has certainly given us this land," they told him. "All the people in it are terrified of **us**." The spies were sure they could trust God. Hadn't He kept them safe every minute of their adventure? If you know you are God's child then you can be sure God will protect you too. He keeps you safe from danger, from Satan and from being punished for your sin. It is wonderful to be His child.

Is there someone here today who knows he is not safe from God's punishment on sin? You know you deserve that punishment, but with all your heart, you want to be safe. If you are sorry for your sin and know that Jesus Christ died and gave His precious blood to put away your sin, why don't you trust Him now. You can speak to Him quietly and tell Him, "Lord Jesus, I am sorry for my sin. I trust you now to take my sin away. Thank you for dying and giving your precious blood for me." When you trust Jesus Christ, then you are God's child.

CTS

Ask children to stand and repeat the memory verse and sing "Nothing but the blood".

Flashcard 2-2



CTS

CTU

God will keep you safe. He promises, "He who believes in Him is not condemned ..." (John 3:18).

Would Rahab be safe? She had to believe what the spies told her. Perhaps she kept that red cord hanging from the window. She certainly kept it ready, for her safety depended on having that red cord hanging from her window. You will have to come back next time to hear what happened when the Israelites came to Jericho.

## Review game

### *Help! I'm stuck!*

Divide the children into two teams and have each choose someone to be "stuck" to the wall (with his back, head, hands and feet against it). If a child answers a question correctly, he can help the stuck person on his team get unstuck by pulling one part of his body away from the wall (eg his hand). If a question is answered incorrectly, no team gets a point, but the other may guess the answer. Each team can answer a maximum of six questions correctly which would unstuck the head, back, and both of the hands and feet of their stuck person.

## Review questions

- 1 Why did Joshua send out two spies? (To find out what the land was like.)
- 2 What did they discover about Jericho? (High, thick walls, strong city gates which were closed at night.)
- 3 Why were the men safe all the time they were away from the Israelite camp? (God kept them safe.)
- 4 Who does God protect? (His children.)
- 5 Who is God's enemy who wants to stop Christians from loving and obeying God? (Satan.)
- 6 Where did the spies stay in Jericho? (Rahab's house.)
- 7 Where did Rahab hide them when the King's messengers came? (On the rooftop, under flax.)
- 8 What wrong thing did Rahab do when the messengers came? (She told a lie.)
- 9 How did the spies escape from Jericho? (Down a red cord hung from the window of Rahab's house.)
- 10 What does this red cord remind **us** of? (The blood of the Lord Jesus, when He died to save **us** from sin and its punishment.)

# Lesson 3

## The fall of Jericho

### Scripture for teachers

Joshua 3:1 - 4:18

Joshua 5:13 - 6:27

### Central truth

God gives His children victory

### Application

Saved: Trust Him to give you victory over sin

### Memory verse

If you teach the whole series on Joshua we suggest you review the previous two verses

If you teach this as an individual lesson we suggest Hebrews 2:18

### Visual aids

- ◆ Flashcards: 3-1, 3-4, 3-5, 3-6, 4-1, 4-2, 4-3, 4-4, 4-5 and 4-6

Or

- ◆ Figures: JW-2, JW-6, JW-7, JW-8, JW-9, JW-10, JW-12, JW-19, JW-20, JW-21, JW-22, JW-23, JW-24, JW-25, JW-26a-b, JW-27a-b, JW-28, JW-29, JW-30, JW-31 and JW-32
- ◆ Background: Use plain background for all scenes
- ◆ Strip of blue for river, and dry riverbed
- ◆ Paste together figures JW-26a and JW-26b. Follow same procedure for JW-27a and JW-27b. When setting up background place JW-26 over JW-27. During scene 3 remove JW-26.

And

- ◆ Prepare a shield with the central truth written on it and use this as a visual aid each time you teach the truth

### Lesson outline

#### **Introduction**

Crossing the river Jordan

#### **Progression of events**

- 1 Joshua and people see Jericho CTS
- 2 The Lord appears to Joshua
- 3 The Lord gives instructions CTS
- 4 Joshua and people march around Jericho
- 5 The seventh day - march around seven times
- 6 Great shout

#### **Climax**

- 7 Walls of Jericho fall CTS
- 8 Israelites capture the city
- 9 Rahab and family brought to safety CTS

#### **Conclusion**

Jericho destroyed

### Short object lesson

This lesson does not include an application for the unsaved child, so you may include the following in your programme.

Show the children a birthday card and discuss when we get a card like this. What does "birthday" mean? It is the day you were born into your family. It is so good to be part of a family, but it is even better to part of God's family.

When does a boy or girl become God's child? (*Allow the children to give ideas.*)

- ◆ When they are born.
- ◆ When they go to church for the first time.
- ◆ When they go to Sunday school.

None of these is the right answer. Where could we find the right answer? In the Bible. We have it in John 1:12 (*read aloud from your Bible*). As many as receive the Lord Jesus - they are God's children. If you really want to be in God's family, you can receive the Lord Jesus today. Tell the Lord Jesus that you want Him to come into your life, to take away all your sins. That is how you receive Him. If you do that, then you will know that you have been born into God's family and you are God's child. Perhaps this is something you have questions about. You want to be God's child but you do not know how that can happen to you. After club please come and talk with me. I will be happy to explain it more from the Bible. You can speak to me (*designate place*).

Lesson

**Scene 1 - Crossing the Jordan**

*Joshua 3:1 - 4:18.*

God's people gathered on the banks of the River Jordan and camped there for three days.

*Place Joshua (JW-2) and Israelites (JW-6, JW-8, JW-9 and JW-10). Place the strip of blue for river.*

Joshua sent out a command that the priests were to carry the ark of the covenant of the Lord down to the river before the people.

*Place officers (JW-19 and JW-20) and priests carrying ark (JW-21). Replace Joshua (JW-2) with figure JW-7.*

Joshua told all the people, "Come here and listen to the words of the Lord your God. By what God is going to do now, you can know that the living God is among you and that He will drive out your enemies in the land."

God was promising them victory!

*Replace Joshua (JW-7) with figure JW-24. Move priests carrying ark (JW-21) into river.*

The people watched as the waters rushed by, overflowing the banks of the river, because the Jordan was at flood stage. It looked dangerous to step in. But the priests moved ahead to the water's edge.

As the people watched, the riverbed in front of them dried up. The priests walked out into the middle of the riverbed and stopped.

*Place dry riverbed over river. Place soldiers escort (JW-22 and JW-23).*

The waters upstream stood still and made a huge heap. The water flowing downstream just rushed away and the people walked on dry, not muddy ground! All two million people walked across!

*Replace Joshua (JW-24) with figure JW-7. Move all figures, except priests (JW-21), to the other side of river.*

God told Joshua to get twelve stones from the riverbed and they piled these up on the bank.

*Place twelve stones (JW-25).*

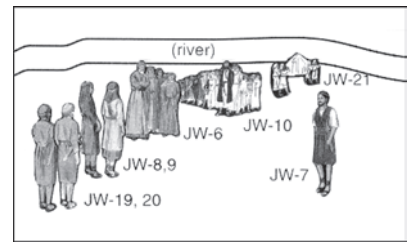
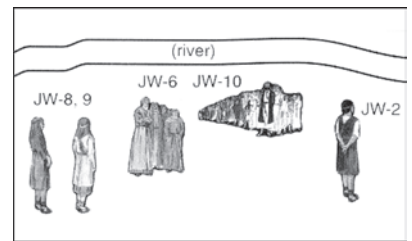
These would remind them of the miracle God had done.

Finally, the priests carrying the ark of the covenant walked to the bank of the river.

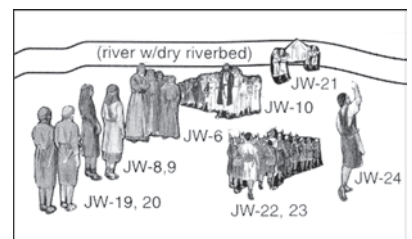
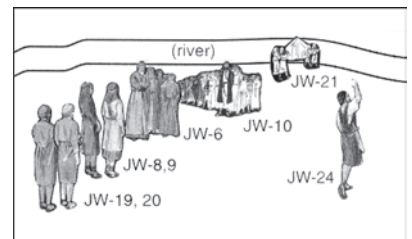
*Move priests (JW-21) to other side of river.*

Immediately the river was filled with water, overflowing its banks again. Everyone was very, very excited to be in the Promised Land at last.

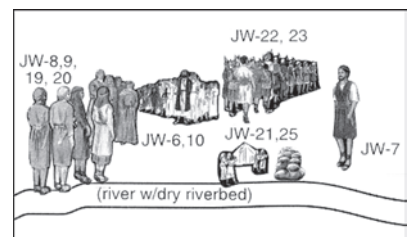
**Flashcard 3-1**



**Flashcard 3-4  
Flashcard 3-5**



**Flashcard 3-6**



## Scene 2 - The unseen captain appears

Joshua 5:13-15

Optional background: Outside Jericho, with Jericho in view in distance.

But there were battles to be fought and cities to be captured.

Place city of Jericho (JW-26a-b) covering fallen walls (JW-27a-b).

There right ahead of them were the high, thick walls of Jericho. This was the first city they must take. But how would they do it? The people of Jericho had closed the gates so that nobody could go in or out.

As Joshua thought about Jericho (place Joshua - JW-2), he must have reminded himself of God's promises - promises that He would give them the land, promises of victory over every enemy. God never breaks a promise, so the Israelites could be sure of victory.

Those of us who love Jesus Christ and belong to Him must also fight battles. Of course we do not fight to capture cities, but there are wrong things and temptations in our lives that we must fight and overcome. Are you a Christian who has a problem with bad temper? You yell, shout and stamp your feet - and then you feel ashamed. Perhaps your problem is laziness, bad language or boasting. These are things which we must overcome. We must win in the battle against them. Let's listen to some of the promises God gives. (Ask child to read Romans 6:14.) This means that sin is no longer your master, so you do not have to obey sin. (Ask child to read Hebrews 2:18.) This tells us that the Lord Jesus knows what it is like to be tempted to do wrong and He can help you when you are tempted. (Ask child to read 1 Corinthians 10:13.) These words tells us that you will never have a temptation so great, that you must give in to it.

You see, God promises to give His children victory, just as He had promised the Israelites.

Suddenly Joshua realised that he was not alone (place Lord's Commander - JW-28). He looked up and there right beside him stood a man with a sword in his hand. Joshua did not know who he was, so he asked, "Are you for us, or for our enemies?" The man answered, "Neither, I have come as commander of the army of the Lord."

Then Joshua recognised that it was the Lord Himself who had appeared to encourage him. "What message does my Lord have for His servant?" Joshua asked.


The Lord answered, "Take off your sandals, for the ground you are standing on is holy." Quickly Joshua untied his sandals and took them off.

Replace Joshua figure JW-2 with JW-29.

Probably he bowed low before the Lord.

### Flashcard 4-1

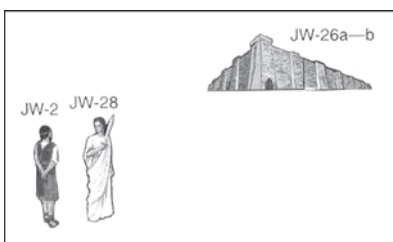
Show map (back cover) pointing out Jericho.



CTS

Reading verses from the Bible lends authority.

### Flashcard 4-2



Your facial expressions, voice and a touch of drama will help you tell this part of the story with excitement and suspense.

Speak softly, reverently.

### Flashcard 4-3

Wasn't it very kind of God to make it clear to Joshua that He was with him and the Israelites.

This was why they could capture the strong city of Jericho. Their God, the almighty, Holy One, was with them. Could any army or any king be stronger than Him? NO! Christian boys and girls, are you fighting a battle? Are you trying to overcome selfishness, a bad temper, laziness, bad language? Remember that you are not alone. God is with you. In fact, He lives in you by the Holy Spirit. He is far greater and more powerful than any of those things you fight. So you can win, just as Joshua could be sure of victory.

The Lord gave Joshua very strange instructions about how he and the people were to capture Jericho. They were so strange that they must have seemed foolish to people inside and outside the city. But Joshua knew that if they were to win, they must do exactly what the Lord had said.

### Scene 3 - The people of Israel march around Jericho

*Joshua 6:8-15*

*Optional background: Walls of city in evidence. Place armed men (JW-22, JW-23, JW-8, JW-9 and JW-19), priests with ark (JW-21), trumpeters (JW-30), people marching (JW-10 and JW-31), Joshua giving commandments (JW-24).*

Joshua called all the people together and told them what to do.

“There is to be an armed guard at the very front of the procession. Then seven priests will walk in front of the ark of the covenant of the Lord. They will blow trumpets. Then behind the ark the rest of the men will march in line. Advance.”

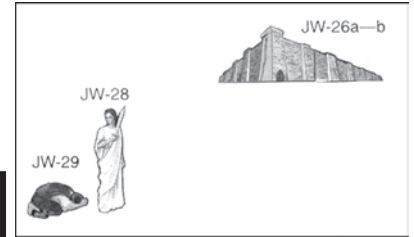
The armed guard marched out followed by seven priests, then came the ark of the covenant and the rest of the men. The priests blew the trumpets, but everyone else was perfectly quiet. They made their way around the city of Jericho and then returned to the Israelite camp. They did the very same thing the next day, and the next, and the next, the next and the next. This went on for six days. Perhaps some complained, “We will never capture a city this way.” People inside Jericho must have been very puzzled by this long, silent march around their city walls each day. Whatever was going on?

### Scene 4 - The fall of Jericho

*Joshua 6:15-21*

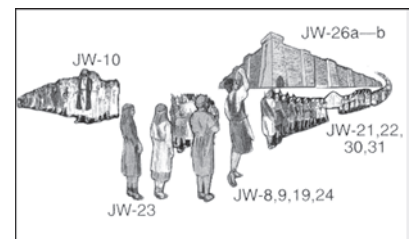
*Optional background: Same as previous scene.*

For the seventh day God's plan was different. On that day Joshua told the people to march around the city seven times. Once, twice, three times, four times, five times, six ... It was just the same as the past six days: the priests were blowing the trumpets and everyone else was silent. They all marched around the city the seventh time.



CTS

Flashcard 4-4

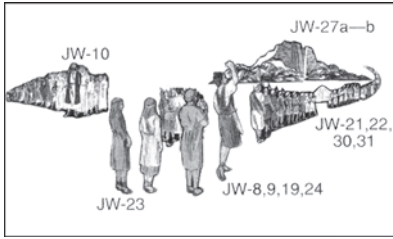


March in place. Hold up six fingers.

Preschoolers can count off the days, one to six.

For the seventh day, count off seven times marching around the city.

Instructions: Seven times, long blast on trumpets, shout.



**Flashcard 4-5**

Let everyone shout.  
Before class, tape record  
noise of falling objects  
and play at this moment.

**CTS**

Then Joshua called out a command, "Shout! for the Lord has given you the city!"

The priests blew their trumpets and all the people shouted together. Then it happened!

*Remove figures JW-26a-b.*

The high, thick walls of Jericho fell flat. No-one had even touched the walls, but they crumbled to pieces. The Israelites were amazed, the people of Jericho were terrified. God had done this; He had given victory to His people.

Every one of the Israelites knew this was God's victory. The people of Canaan, too, must have realised what a great God these Israelites had.

He is your God too, if Jesus Christ is your Saviour. He wants to give you the victory in those battles you have. Can you tell me some things which Christian boys and girls often have to battle with?

Let me tell you about Robert. He was struggling with bad language. In his home his parents often used bad language, especially when they were angry; so Robert learned it and talked like that too. When he was ten years old, Robert became a Christian and from then on he wanted to please God. One day he read in his Bible: "But now you yourselves are to put off all these: anger, wrath, malice, blasphemy, filthy language out of your mouth" (Colossians 3:8). The words "filthy language" stayed in his mind. He thought of the words he used and knew they did not please the Lord. "Lord, please help me to stop using bad language," he prayed. He did not stop at once, but he noticed bad words far more quickly and he was ashamed when he did use them. He talked about his problem to Ted, a Christian young man who was a real friend to Robert. Ted prayed for Robert too. Robert used bad language less and less.

One day he overheard his dad say, "Being a Christian has made a difference in Robert, especially in his talk. I never hear him swear or use bad language." Then he mumbled, "We could learn a lesson from him."

Robert was happy and thankful he had won the battle - rather, God had given him victory. If you are a Christian you too can win, just as the Israelites did.

Once the walls had fallen, every Israelite man could easily enter the city and capture the people. The people of Jericho were so wicked that God had told Joshua to destroy everything and everybody. The people of Israel were to take nothing for themselves. All the silver, gold, brass and iron were to be put aside for the Lord; they were all to be put into the treasury of the Lord. All the Israelites knew these instructions as they made their way into Jericho.



## Scene 5 - Rahab and her family rescued

*Joshua 6:19-27*

*Optional background: Tumbled walls (JW-27a-b) in distance.*

The people of Jericho could not escape. Only a certain few in the city knew they would be safe, even without trying to escape. Do you remember who they were? Yes, Rahab and her family. Why were they safe?

Because they had believed what the spies said and hung the red cord from their window.

Joshua (*place figure JW-2*) told the spies (*place figures JW-8 and JW-9*) to go and search out Rahab and her family. Quickly they found the house with the red cord hanging from the window.

Inside Rahab and her family waited. How the other people of Jericho must have envied them as they were led to safety outside the city (*place figures JW-12 and JW-32*). Rahab must have been very glad that she had believed in the God of the Israelites and hung that red cord from her window.

Remember we learned last time that the red cord can remind us of the precious blood of the Lord Jesus. It is because He died that all God's children are safe from punishment for sin. But it is also because of His death that God gives His children victory. Before you become a Christian, sin is in charge of your life. That is why it is so easy to do wrong. But when the Lord Jesus becomes your Saviour, He becomes your new Master. He can do this because, when He died and rose again, He won a great victory over sin and Satan. So when you fight those battles against wrong, ask for His help. He won the greatest battle when He died and rose again and He will surely help you to win. We are going to pause to pray just now. If you love the Lord Jesus and you are God's child, tell Him what your struggle is and ask for His help. (*Give opportunity for silent prayer, then pray aloud.*)


Rahab was glad to be on the winning side. She and her family probably looked towards Jericho from their place of safety, close to the Israelite camp. The people of God watched too as flames and smoke rose from the city. Joshua and all the people rejoiced at the great victory their God had given to them.

### Review questions

Fill in the missing words.

- 1 God made a \_\_\_ in the River Jordan so that His people could cross. (Dry path.)
- 2 Jericho had \_\_\_ walls. (High, thick.)
- 3 Every Christian fights battles against \_\_\_. (Sin.)
- 4 The \_\_\_ came and told Joshua how to capture Jericho. (Lord.)

### Flashcard 4-6



### CTS

### Review game

#### Removers

Using a black marker, divide a sheet of A3 paper in 12 parts (a top and a bottom row of 6). Using a red marker, write these 6 "removers" across the top row, one remover in each space: vacuum cleaner, soap, rake, razor, Jesus,

eraser. Using a blue marker write these six items across the bottom row, one in each space: mud, penalty for sin, dust, pencil lead, leaves, hair. Cover the words with 12 index cards, attaching each with masking tape at the top to form a hinge.

To play the game, divide the children into 2 teams and have each take turns answering questions. When a child answers correctly he may lift 2 cards, one from the bottom row and one from the top. If the words match (eg vacuum and dust) the child may keep the cards for his team. If the items don't match, the child lays the cards back down. The team with the most cards wins.

- 5 The Israelites marched once a day around the city for \_\_\_\_ days. (Six.)
- 6 On the seventh day they marched around \_\_\_\_ times and then gave a great shout. (Seven.)
- 7 The walls of Jericho \_\_\_\_\_. (Fell.)
- 8 God promises His children that no temptation they have will be too \_\_\_\_\_. (Great.)
- 9 Before a person becomes a Christian, \_\_\_\_ is his boss. (Sin.)
- 10 The only people of Jericho who were safe were \_\_\_\_ and her family. (Rahab.)

### Carry-over activity

#### **Removers (discussion)**

Using the pairs of items just matched, discuss how the “removers” work (eg “How does a rake remove leaves?”). For your last question, ask how Jesus can take away the penalty for their sin. Explain that Jesus can help “remove” sin from their lives (keep them from sinning) if He is their Saviour. Ask how they can allow Jesus to help them keep sin from their lives.

# Lesson 4

## The sin of Achan

### Scripture for teachers

Joshua 7:1-26

### Central truth

God commands His children to be holy

### Application

Unsaved: You begin to live a holy life by trusting Christ to make you pure before God

Saved: Obey God's commands and show that you belong to Him

### Memory verse

"Be holy, for I am holy" 1 Peter 1:16

### Visual aids

◆ Flashcards: 5-2, 5-3, 5-4, 5-5 and 5-6

Or

◆ Figures: JW-6, JW-7, JW-8, JW-9, JW-10, JW-19, JW-20, JW-25, JW-29, JW-33, JW-34, JW-35, JW-36, JW-37 and JW-38

◆ Backgrounds (optional): Outdoor background, tent overlay, and tabernacle overlay

◆ Prepare tent (see diagram on page 47)

And

◆ Write words of central truth on a shield and use this as a visual every time you teach an aspect of the truth

### Lesson outline

#### **Introduction**

Achan clambered over the walls

#### **Progression of events**

- |   |                                    |      |
|---|------------------------------------|------|
| 1 | Achan finds plunder                | CT   |
| 2 | Achan takes it                     |      |
| 3 | Hides it                           |      |
| 4 | Israelites go to capture Ai        |      |
| 5 | Israelites defeated at Ai          | CTUS |
| 6 | Joshua prays                       |      |
| 7 | God tells him to take action       | CTS  |
| 8 | All the people stand before Joshua |      |
| 9 | Achan is selected                  | CTS  |

#### **Climax**

The plunder is found in Achan's tent

#### **Conclusion**

- |                 |      |
|-----------------|------|
| Achan is stoned | CTUS |
| Israel takes Ai |      |

## Lesson

**Scene 1 - The sin of Achan***Joshua 7:1,21**Optional background: Plain background with tent overlay (pattern on page 47).*

Show a map of the location of Jericho, and later Ai, to help children get a better perspective.

**Flashcard 5-2**

Shade eyes as you speak. Your facial expressions, voice and touch of drama will help you in telling this part of the story.

Dramatise action. You may show similar objects.

CT

Achan clambered over the rubble to get into the city of Jericho. Like the many Israelite men going into Jericho, his task was to make sure that no-one escaped. Suddenly his eyes lit up with delight ... and greed. He saw a beautiful robe. It was far more beautiful than any of his clothes. That was not all - there before his very eyes was silver and gold. "I must have some of the plunder," Achan thought. "No-one would ever miss it, there is so much. I'll hide it in my tent."

Why shouldn't the Israelites plunder the city of Jericho and make themselves rich? Can you answer that question? (*Allow children to respond.*) God commanded the people that they were to take nothing for themselves, and that the silver, gold and brass was to be set aside for the Lord's tabernacle. God wanted His people to be different from others. His plan was that they should lead good lives in obedience to Him. He gave them many commands to help them to live in a way that pleased Him. God's people knew that He was holy and they should be holy too. He had commanded them to be holy (1 Peter 1:16).

God's plan for His children is just the same. He commands His children to be holy. If you are God's child, He wants you to live in a way that shows you belong to Him. In the Bible He tells His children how to live, just as He had told His people long ago. Achan certainly knew that he would be disobeying God if he took the beautiful garment, the silver or the gold.

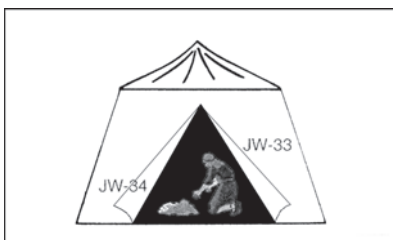
But he looked to see if anyone was watching - no! Quickly he lifted the beautiful robe, a wedge of gold and two hundred shekels of silver. We don't know how he kept them hidden until he got to his tent, but he managed to do it.

*Place Achan (JW-33) and plunder (JW-34) inside tent.*

Once inside his tent he dug a hole in the earth. First he put the silver in it, next the gold and last of all the beautiful robe. He covered the hole; now everything was hidden. "No-one can possibly find it here," Achan thought. "It is mine."

**Scene 2 - The defeat at Ai***Joshua 7:2-5**Optional background: Outdoor.*

Of course Joshua knew nothing about this. He did not know of this sin of disobedience to the Lord's command. Joshua was thinking of the next city they must capture - Ai. Ai was a smaller city, it should



Place finger over lips as keeping secret.

not be difficult to take. God had given them victory at Jericho, surely He would give them victory at Ai too.

Joshua sent spies to look over the city. They brought back a very encouraging report: "There is no need to send a large army of men to go to Ai. There are only a few men in the city. Send two or three thousand of our men - that will be more than enough."

Three thousand men left the Israelite camp to capture Ai. But it was not an easy battle.

*Place soldiers (JW-36, JW-37 and JW-38) and walls of Ai (JW-35).*

The men of Ai fought hard and killed thirty-six of the Israelites. Soon the little Israelite army was fleeing in terror.

They had been defeated. Everyone was shocked and fearful. Many must have asked, "Why did it happen?"

Can you answer their question? (*Allow children to participate.*) It was because there was sin in the camp. God saw it and was angry and displeased. God is holy; He is good and pure; He loves right. He had given His people a command and Achan had disobeyed. We must remember that God is holy and sin displeases Him. If you are not a child of God, your life is full of sin and you cannot live with God. Sin cannot come near Him. You need Jesus Christ to take away all your sin. Then your life will be pure in God's sight, you will belong to God and you will be His child.

If you know that your life is full of sin and you really want to be right with God, but you are not sure how this can happen to you, I will be glad to show you from the Bible. Please stay in your seat when the others leave. Then I will know that you want to talk to me.

When you are in God's family, God commands that you are holy, just as He is. That means that you will want to do what is right and good, you will want to keep away from what is wrong and bad. Tell your Heavenly Father about it and ask for forgiveness. We must never think sin is a little thing that does not matter. Sin always displeases God; that is why the Israelites were in such trouble.

### Scene 3 - Joshua's prayer

*Joshua 7:6-15*

*Optional background: Outdoor with tabernacle showing.*

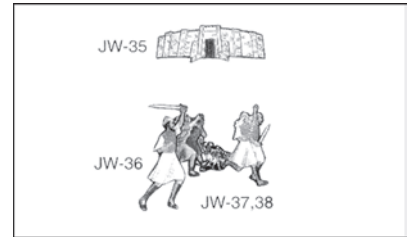
Joshua was surrounded by frightened people.

*Place Israelites (figures JW-6, JW-8, JW-9, JW-10, JW-19 and JW-20).*

What could he do? Very wisely, he prayed to God, lying face downwards. (*Place figure JW-29.*) "Oh, Lord God," he cried, "why did you bring us across the River Jordan just to have us destroyed? The peoples of this land will hear of our defeat. They will attack us and

#### Flashcard 5-3

Place hand over ear to show Joshua listening.

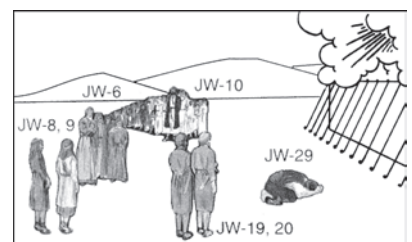


#### Flashcard 5-4

Use facial expressions to show shock at this defeat.

CTU

CTS



wipe us out. Then Lord God, Your Great Name will no longer be heard of.”

God quickly answered Joshua. “Stand up,” He said. “What are you doing down on your face? Israel has sinned and disobeyed my command. They have taken things they were forbidden to take. I will not be with you any more except you destroy this thing from among you.”

That shows us how holy and pure God is. If there was sin among them, He would not be with them. God and sin could not be together.

CTS

Christian boy and girl, this is your God and Heavenly Father. He commands you to be holy too “for I am holy” (Leviticus 11:44). God’s children must do what is right and good. How would you be holy ...

... at home, when you and your brother topple and break a vase, as you wrestle in the living room?

... when someone else wins a race you thought you would win?

... when the school bully threatens to beat you up, if you choose the new Indian boy for your football team?

In the Bible God shows us how to live in a way that pleases Him. When you don’t know what is right, ask yourself, “What would the Lord Jesus do?” Then you do what you think the Lord Jesus would do. In this way you will obey God’s command to be holy. When God’s children are not holy, He is displeased - just as He was with Achan’s sin.

### Scene 4 - Joshua talks to Achan

*Joshua 7:16-23*

*Optional background: Outdoor. Place Joshua (JW-7).*

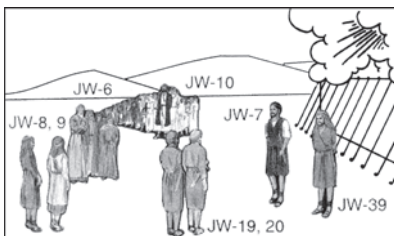
Early the next morning Joshua got up to take action. God had told him what was to be done with the man who had sinned. First of all Joshua must discover the man.

All the people of Israel came before Joshua in tribes (*place Israelites - figures JW-6, JW-8, JW-9, JW-10, JW-19, JW-20 and JW-39*); there were twelve tribes altogether. He chose out the tribe of Judah - the guilty man belonged to that tribe.

The tribe of Judah stood before Joshua, family by family (*remove figure JW-10*). The family of the Zarhites was chosen - the guilty man belonged to that family. The Zarhite family stood before Joshua. Achan was chosen (*remove figures JW-8, JW-9, JW-19 and JW-20*) - Achan was the guilty man. What an awful moment for him!

Joshua, the great leader, said, “My son, give glory and praise to the Lord God of Israel. Tell me what you have done, do not hide it from me.”

Flashcard 5-5



"I have sinned against the Lord," Achan answered. "This is what I did. When I saw the robe, the gold and the silver, I really wanted them for myself so I took them and buried them. They are hidden in the ground in my tent."

Didn't Achan realise that it is impossible to hide from God? He knows everything; He sees everything.

Perhaps there is a Christian boy or girl here today and, just like Achan, you have been trying to hide a sin. Right now you are thinking of something you stole. You disobeyed God's command "You shall not steal". The thing you stole is hidden in your bedroom. Nobody knows about it but you - and God. God is displeased.

You must put that right today, if possible. Take it back to the person who owns it and ask God to forgive you. Don't try to hide your sin, you cannot hide it from God. Achan's sin was brought into the open. What a disgrace to stand as the guilty one before all the Israelites!

Joshua then sent messengers who ran to Achan's tent to see if what Achan told them was true. While Achan and all the others waited, the messengers opened the tent doors. Once inside, they looked around and saw a place that looked freshly dug. They quickly removed the earth and discovered the robe, the silver and the gold. "Be sure your sin will find you out," the Bible tells us (Numbers 32:23). Achan's sin had found him out.

The men took the hidden things to Joshua. In front of all the people they laid the things out before the Lord.

## Scene 5 - The death of Achan

*Joshua 7:24-26*

*Optional background: Outdoor.*

When Joshua was sure that Achan was the guilty man who had been the cause of Israel's defeat at Ai, he and the people took Achan out to the valley close by. They took Achan, his family, all he had stolen, his oxen and sheep and even his tent. (His family must have seen Achan bury the things he had stolen; they must have accepted what he did.)

Joshua turned to Achan and said, "Why have you brought such disgrace upon us? The Lord will bring great trouble on you today."

Then the Israelites stoned Achan and his family. After they were dead, the Israelites burned everything and piled stones over the place where the ashes were (*place figure JW-25*).

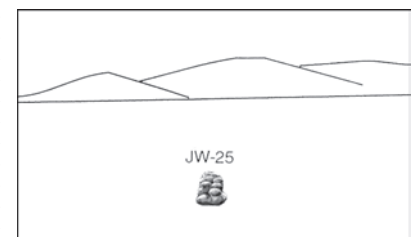
Everything to do with Achan and his sin had to be removed from the Israelites. Their God was holy; they were to be a holy people.

God is so holy that He must punish all sin - every lie, every disobedience, every mean thought, every selfishness. God's children,

### CTS

Give examples of temptations on age level of children.

### Flashcard 5-6



### CTUS

those people who have trusted Jesus Christ as their Saviour know that Jesus Christ has taken the punishment they deserve. He did this when He died on the cross. Those who do not trust Jesus Christ as their Saviour must be punished for ever. Either the Lord Jesus or we ourselves take the punishment. Sin can never be in heaven, for God is holy.

## CTU

Sing "Say Yes to God".

Quote or read John 3:18.

Are you a child of God? If you are not, please think carefully about how holy God is.

Think of your sin that keeps you away from God, sin that must be punished. But "He who believes in Him is not condemned ..." (John 3:18). Won't you trust the Lord Jesus now to take away your sin, to make you pure before God? Then you will know that you too are God's child. You will begin to live a holy life. Those of us who belong to God must obey God's command, "Be holy, for I am holy". Our lives should be good.

The Israelites were to show that too. Every time some of them went into that valley, the heap of stones made them think of Achan and their Holy God. Once Joshua had found and punished the guilty man, God blessed him and the people again. Joshua sent men to Ai once more and this time they won a great victory.

## Review game

### *Live board game*

Decorate about 30 paper plates with coloured markers or magazine and fabric scraps, designating one plate for the start and one for the finish. Lay the plates in a path on the floor, securing them with masking tape. Divide the children in two teams and have each team choose someone to be their leader. Each team takes turns answering questions. When a child answers a question correctly, he rolls the die (use only one) and his team's leader gets to move forward the number of spaces (plates) indicated. If neither team has reached the finish after all questions have been answered, have each team take turns rolling the die until one team reaches the finish plate to win.

## Review questions

- 1 What was the Lord's command about the plunder in Jericho? (Silver, gold and precious metals to the Lord's treasury, everything else to be destroyed.)
- 2 Why did God give His people many commands? (So that they would be different from other people, showing that they belonged to God.)
- 3 What does "holy" mean? (Different, pure, good.)
- 4 What did Achan take for himself? (Silver, gold and a robe.)
- 5 Where did he hide it? (In his tent.)
- 6 Who saw him hide the plunder? (God.)
- 7 If God must punish all sin, how can anyone escape from that punishment? (Only those who trust Jesus Christ are safe because He was punished in their place.)
- 8 What happened to the Israelites because of Achan's sin? (They were defeated at Ai.)
- 9 What did Joshua do when he heard of the defeat? (He prayed.)
- 10 What happened to Achan? (He was stoned to death.)



## Carry-over activity

### ***Your sin found you out (discussion)***

Ask the children to share situations in which they tried to cover up their sin. Then encourage the class to suggest what might have been done instead of covering up the sin and what the result could have been. In each case ask why it would have been better to confess the sin. Discuss how the sin could have been avoided completely. For younger children, be prepared to give examples.



# Lesson 5

## The story of the Gibeonites

### Scripture for teachers

Joshua 9:1 - 10:27

### Central truth

God wants His children to depend on Him

### Application

Saved: Trust God when Satan tempts, when you must make choices or do difficult things

### Memory verse

“Trust in the Lord with all your heart, and lean not on your own understanding” Proverbs 3:5

### Visual aids

- ◆ Flashcards: 6-1, 6-2, 6-3, 6-4 and 6-5

Or

- ◆ Figures: JW-6, JW-7, JW-24, JW-41, JW-42, JW-43, JW-44, JW-45, JW-46, JW-48a-b-c, JW-49 and JW-50
- ◆ Backgrounds (optional): Desert wilderness and mountains, and plain background

And

- ◆ Mouldy piece of bread
- ◆ Write the words of the central truth on a shield shaped card - use this as a visual aid every time you teach an aspect of the truth

### Lesson outline

#### **Introduction**

Tricked by a piece of mouldy bread!

#### **Progression of events**

- 1 The Gibeonites fear
- 2 Plan to trick Joshua
- 3 Meet Joshua CTS
- 4 Gibeonites and Joshua make agreement CTS
- 5 Joshua discovers the truth CTS
- 6 The five kings move against Gibeon
- 7 The Gibeonites tell Joshua
- 8 The Lord reassures Joshua
- 9 Israelites go into battle CTS
- 10 The enemies flee
- 11 Joshua commands sun to stand still

#### **Climax**

Sun stands still CTS

#### **Conclusion**

Enemy routed and five kings killed

### Short object lesson

*This lesson is especially for saved children. You may use the following to teach unsaved children of the need of Christ, so that they can come into the presence of God.*

A little boy sat sadly on the pavement outside the palace. Nobody seemed to notice him until a man stopped and asked kindly, "Why are you crying?"

"I want to see the king, but I'm not allowed," he sobbed.

"Come with me," said the man, taking his hand.

They went past the guard into the palace. Along the passageways, right to the room where the king was.

The king said, "Welcome," to the little boy. The little boy was very puzzled. Why had it been so easy for that man? The man saw his puzzled expression. "I am the king's son," he explained.

God is an even greater King and the only people who can come to Him are those whom His Son brings. The Lord Jesus died to bring people to God - "Christ also suffered once for sins, the just for the unjust, that He might bring us to God" (1 Peter 3:18). He died to bring you to God. You need to ask Him to be your Saviour and Lord otherwise you cannot go to God. If you do trust Him, you not only go to Heaven when you die, but also you can come into His presence every day at any time and talk to Him as your Heavenly Father.

## Lesson

*Show piece of mouldy bread.*

One day Joshua was tricked by a piece of bread like this. How did it happen?

### Scene 1 - The Gibeonites present themselves to Joshua

*Joshua 9:1-15*

*Optional background: Camp at Gilgal (Joshua 9:6).*

The people of Canaan were terrified.

“Have you heard about these new people?” they must have asked each other.

“Yes, they seem to win every battle.”

“Those great walls of Jericho fell and they captured the city. Now it is burned to the ground.”

“They have taken Ai too.”

“What will happen to us?”

“We’ll be captured too, I am very afraid”.

The people in Gibeon were afraid too. The Israelites were camping close by, at Gilgal.

“They will conquer our city any day now,” they said to each other.

“We could never defeat them in battle.”

“Our only hope is to trick them.”

That is what they decided to do. Some of the men of Gibeon dressed up in old worn-out clothes and wrapped their feet in torn rags. They put dry, mouldy bread in their sacks and off they went to meet, and trick, Joshua.

*Place Joshua (JW-7), Israelite leaders (JW-6) and Gibeonites (JW-41 and JW-42).*

“We have come from a faraway land,” they said with tired voices, when they met the leader of God’s people. “Please make a treaty with us.”

Was their story true? No, they were trying to trick Joshua. There is someone who tries to trick you, if you are a child of God. That someone is Satan, God’s enemy. He will try to make you believe that it is not important to read the Bible. “You’re tired, don’t bother tonight,” will be a thought he will put in your mind.

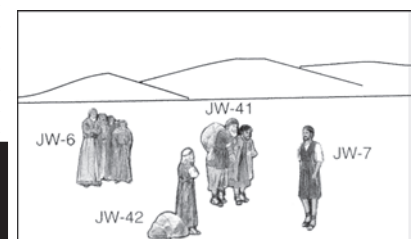
Perhaps you are unhappy about watching a video your friends have. You just know that the Lord Jesus would not want you to watch it. Satan makes you think, “But everyone does it.”

When Satan tries to trick you, depend on God to help you. Ask God, “What should I do?” He will help you know what is right. Then you won’t be tricked by Satan’s lies.

Show map (back cover) and locate Gibeon.

Mouldy bread, patched clothes, and so on, for children to handle or smell will make this more real.

#### Flashcard 6-1



CTS

They looked like weary travellers. So Joshua asked them, "Who are you and where do you come from?"

"We are your servants and have come from a distant land," they replied, pretending to be weary. "We have heard of your great God. We want to have a treaty with you." Joshua looked at their ragged clothes. Even their shoes seemed worn out from the journey. "Look," they said, pulling the bread out of their sacks, "This bread was fresh when we packed it."

Joshua thought, "They have been travelling so many days that the bread is dry and mouldy."

Should he make a treaty, or shouldn't he? It was a hard choice. What do you think Joshua should do, before making his choice? Yes, he should pray. God wants His children to depend on Him when they have to make choices. In the Bible we read, "Trust in the Lord with all your heart, and lean not on your own understanding" (Proverbs 3:5). That means that God wants us to ask for His help, rather than trying to work things out for ourselves.

Those of us who are children of God should remember that, when we have choices to make. Choices like whether you should join the gymnastics Club which is on at the same time as Good News Club®; or should you give some of your money to help children who have no food? If you give some of your money you will not be able to buy the model battleship you saved for. Ask God to help you make the right choice.

Wouldn't you expect Joshua to do that? But no, he did not. The Bible tells us that he did not ask the Lord what to do. He looked at the men, and he believed their story. He decided to make an agreement that they would not be captured or killed by the Israelites. God had told His people not to make a peace treaty with any of the people in Canaan. But Joshua worked out that these weary travellers were not from Canaan. They had come from far away.

## Scene 2 - The Gibeonites become servants of Joshua

*Joshua 9:16-27*

*Optional background: Same as scene 1.*

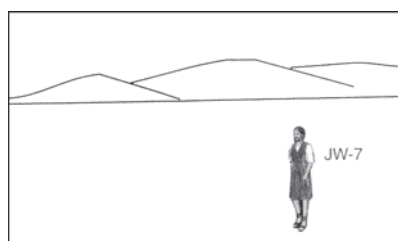
But three days later Joshua (*place figure JW-7*) discovered his mistake. These "weary travellers" were their next-door neighbours, the Gibeonites. He had been tricked, because he had not asked the Lord to help him decide.

God's children should always ask God for help when they have to make decisions. Otherwise they will make big mistakes, just like Joshua.

The Israelites could not break their agreement, they could not capture or kill the Gibeonites.

### CTS

Open your Bible and read memory verse. Let children quote the verse together.



### CTS

#### Flashcard 6-2

Some Israelites complained about this. "Why don't we make them our servants, they can cut wood and carry water for us?" they suggested.

Joshua listened to their complaints and he also spoke to the Gibeonites. "Why did you trick us?" he asked.

"We were afraid," the Gibeonites replied.

Joshua must have thought about this problem. He decided he would make the Gibeonites the servants of his people.

*Place Gibeonites (JW-43, JW-44, JW-45 and JW-46).*

But he must have felt sorry for the big mistake he had made.

Let me tell you about Robert, who also made a mistake. I will tell you about him and you must discover his mistake.

Robert's teacher taught that the animals, birds and people had very gradually become like they are today. They had evolved over many years, from the same beginning. Robert thought, "That's not what the Bible says. I'll show the class that the teacher is wrong." Very sure of himself, Robert got up to speak. But suddenly he could not think of anything to say. His face got red, he mumbled something and sat down. He heard a few giggles behind him, as the teacher went on with the class.

*In discussion point out that Robert was right to say something about God being the Creator. His mistakes were that he didn't ask God for help, he was too sure of himself, he had not planned what to say before he got up to speak.)*

When you love the Lord Jesus, depend on Him for help. "Trust in the Lord with all your heart."

Joshua realised too late that he had not done that. But God still cared for him. He helped him learn from this mistake.

### Scene 3 - Five kings war against Joshua

*Joshua 10:1-6*

*Optional background: Outdoor.*

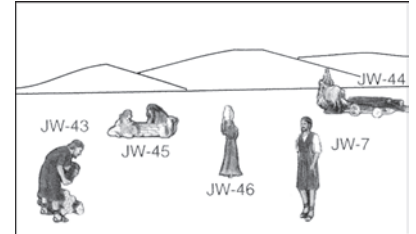
Around the city of Gibeon were other strong cities. Over these cities kings ruled.

*Place kings (figure JW-47).*

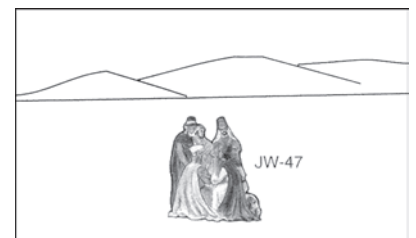
They were strong and powerful kings, but now they were afraid. They too had heard what a great God the people of Israel had. They had heard how the walls of Jericho had fallen. They had heard of the victory at Ai. They had heard that the people of Gibeon had made peace with the people of Israel.

One of the kings was so afraid that he sent word to the other kings.

Young children will enjoy pretending to cut wood and carry water.



CTS



**Flashcard 6-3**

Let children count the five kings on your visual.

Three cities: Jericho, Ai and Gibeon.

“Come to me,” he said, “and help me, so that together we can attack Gibeon, for the Gibeonites have made peace with the people of Israel.”

So the kings met together and they and their armies camped near the city of Gibeon, ready to attack.

When the Gibeonites heard about their danger, they sent a message to Joshua. “Please come quickly and rescue us; the kings have come together to attack us.”

### Scene 4 - Joshua commands the sun to stand still

Joshua 10:7-27

*Optional background: Outdoor battleground. Place battle scene (JW-48a-b-c).*

Perhaps Joshua (*place figure JW-24*) was tempted to be afraid, when he heard how these mighty kings and all their armies were preparing to fight against him. But the Lord spoke to him in such a comforting way. He said to Joshua, “Do not be afraid of them. I have given all of them to you. You will win the battle; not one of them will be successful against you.”

Now Joshua could go out against the mighty kings with real confidence. Why should he be afraid of what any kings could do to him, when he had the great and mighty King of kings on his side? God had said that He had already given the enemies to Joshua. Joshua was trusting God with all of his heart. Christian boys and girls, this is your God too. He is all powerful and He cares for you. He will never fail you. People, even your Mum and Dad or your best friend, may let you down, but God cannot fail. When you have to make hard choices, or do difficult things, depend on God just as Joshua did as he went into battle.

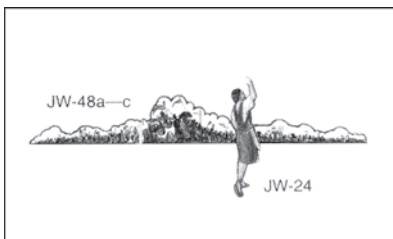
The Israelites went out to meet the enemy and many of the enemy soldiers were killed.

The enemy ran in terror, the Israelites chasing them. Suddenly huge hailstones fell from the sky killing many more of the enemies.

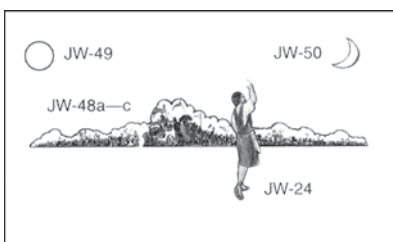
But time was running out. The Israelites needed more time to completely defeat these mighty kings and their armies. Joshua spoke to the sun, “Sun and moon, stand still.” (*Place sun and moon - figures JW-49 and JW-50.*) What a strange command. God heard it and, for the only time in the history of the world, the sun stayed in its place. That gave the Israelites a longer day to fight and win the battle.

Joshua was so glad that he could trust God. God was so great and powerful, He could always help His people. He can always help you if you are His child. When you have to do something difficult - like telling your friend that you are a Christian or looking after your baby sister when your parents go out to a party - depend on God. He can always help you. He even made the sun stay in its place in order to help His people.

#### Flashcard 6-4



CTS



#### Flashcard 6-5

Let children repeat together Joshua's request to God, "Sun, stand still over Gibeon, and moon, stop!"

CTS



The five kings who had started the battle saw they could not win. So they ran away and hid in a cave.

“Roll big stones in the entrance of the cave and guard it.”

Later, at the end of the battle, the five kings were taken out and killed.

All the Israelites knew that it was because God was with them that they won. Isn't it wonderful, those of you who know the Lord Jesus, that God wants to help you. When Satan tries to trick you, when you have to do something difficult, depend on God. “Trust in the Lord with all your heart, and lean not on your own understanding” (Proverbs 3:5).

### Review questions

- 1 Why did the Gibeonites want to make a treaty with Joshua? (They had heard of the victories at Jericho and Ai.)
- 2 How did they dress up and why? (In ragged clothes to make it appear that they had travelled a long distance.)
- 3 Why was Joshua tricked? (He did not ask God what to do.)
- 4 Who wants to trick Christians? (Satan.)
- 5 Complete the Bible verse: “Trust in the Lord with all your heart ...” (“... and lean not on your own understanding” Proverbs 3:5.)
- 6 Why can God's children depend on Him? (He is powerful and cannot fail.)
- 7 Who was angry that the Gibeonites had made a peace treaty with the Israelites? (Five kings.)
- 8 How did God encourage Joshua before the battle? (He spoke to him and promised him victory.)
- 9 What was the most unusual thing that happened during the battle? (The sun stood still.)
- 10 How many times has that happened in the history of the world? (Once.)

### Carry-over activity

#### *In disguise*

Ask the children to define each of the following items: a poison, an enemy, a live electrical wire, a criminal, and a diseased animal. For each item, allow many children to share their thoughts and then point out how each item could be in disguise. For example, a friend may gossip about you and in that way act as an enemy; a criminal may be someone you have trusted. Ask the children how they can know for sure whether a certain person or situation is dangerous before they suffer the consequences. Refer to Proverbs 3:5-6 and encourage them to seek God for wisdom.

### CTS

Repeat memory verse together.

### Review game

#### *Hidden dangers*

Cut out 12 squares. Number six of them 1 to 6 then number the remaining squares in negative values from -1 to -6. Turn the squares over so the blank sides are facing up.

To play the game, divide the children in 2 teams, one to be the X's and the other O's. Have each take turns answering questions. When a child answers a question correctly, have him point to a square. Write his team's mark on the top of the square, but leave it turned over. At the end of the game, separate the squares by team then turn them over to count the points, remembering to subtract the negative values from the positive. You may be surprised to see who wins!



# Lesson 6

## Joshua tells the people goodbye

### Scripture for teachers

Numbers 13:17-33

Joshua 14:1-15

Joshua 23:1 - 24:26

### Central truth

Use this lesson to review truths taught in Lessons 1-5

Conclude with the truth “God will take His children to Heaven”

(In the outline the central truth from each lesson is indicated with the lesson number, eg CT5S)

### Application

Applications from previous lessons will be reviewed

### Memory verse

Review 1 Peter 1:16 and Proverbs 3:5

### Visual aids

- ◆ Flashcards: 1-2, 6-2 and 6-6

Or

- ◆ Figures: JW-3, JW-6, JW-7, JW-9, JW-10 and JW-51
- ◆ Background (optional): Divide the flannelgraph board into 3 sections with two pieces of yarn - use one section for each scene and if possible affix the relevant shield beside each scene

And

- ◆ Prepare a sixth shield with “God will take His children to Heaven” to use at the end of the lesson

### Lesson outline

#### **Beginning**

“Supply the missing name”

#### **Progression of events**

- 1 Caleb and Joshua spy out Canaan
- 2 They trust God for the land CT5S
- 3 The people fear
- 4 Forty years later Caleb and Joshua enter Canaan CT2S
- 5 Caleb asks for the mountain
- 6 Joshua gives the mountain
- 7 Caleb drives out enemies CT3S
- 8 Joshua speaks to the people CT4S
- 9 He challenges them to choose CTU

#### **Climax**

Joshua says, “As for me and my house ...”

#### **Conclusion**

- People promise to serve God
- Joshua marks place with stone
- Joshua dies CTS

**Lesson**

*Adapt the following idea, using pairs which your children are familiar with.*

I will say the name of a well known character. You must tell me the name of the other character in the pair. For example: Jack and \_\_\_\_ . The answer is Jill.

- Hansel and \_\_\_\_.
- Tom and \_\_\_\_.
- James and \_\_\_\_.
- Punch and \_\_\_\_.
- Joshua and \_\_\_\_.

**Scene 1 - The spies report to Moses**


*Joshua 14:7-9; Numbers 13:17-33*

*Optional background: Plain, but divided into three sections.*

Yes, Caleb and Joshua had gone together on that exciting spy adventure into Canaan. There they had found brooks of sparkling water and fruits that were good to eat - figs, pomegranates and huge grapes. But they also found men who were bigger than they were; they called them giants.

*Place memory of spies and grapes (figure JW-3).*

**Flashcard 1-2**



After Caleb and Joshua, and the other ten spies, had searched the land for forty days, they returned to Moses and the people who were waiting for their report.

The spies told Moses and the people that the land was rich with lots of good things to eat.

They added, "But there are giants there, and strong walled cities."

The people were frightened. They could never conquer giants, they cried.

But Caleb said, "Let's go at once and take the land. We are well able to conquer it." Caleb knew God had promised them this land. Both he and Joshua knew they could depend on God. That is what we learned last time. "God wants His children to depend on Him."

CT5S

If you are God's child you do not have to worry and be afraid. Is there something worrying you now? Tell God about it and ask for His help.

He cannot let you down. Caleb and Joshua were sure of that too - even when the other spies said, "We cannot go against these people - we saw the giants. We are just like grasshoppers compared to them."

CT2S

In spite of what the fearful, doubting people had said forty years earlier, the enemies in the land did not harm God's people. God kept His people safe from all danger. He keeps all His children safe - safe from danger, from Satan's power and plans, from punishment for sin. Can you remember the Bible verse that tells us that those who

belong to the Lord Jesus will never be judged for their sin? Yes. Romans 8:1. Let's repeat it together.

## Scene 2 - Caleb talks with Joshua

*Joshua 14:6-16*

*Place Joshua (JW-7) and Caleb (JW-9).*

Joshua and Caleb were the two oldest men among the Israelites. The rest were the children of the people who had complained in the wilderness. One day Joshua's old friend Caleb came to see him.

"Joshua," he said, "I want to remind you of a promise Moses made to me forty-five years ago. Remember, when we came here as spies, Moses promised to give me a part of the land - this hill country. Since that time I have followed the Lord with my whole heart. Although I am eighty-five years old, I am still strong and healthy. I know there are enemies living in the hill country, but I am sure we can drive them out."

Joshua gave Caleb the mountains he had been promised. Before long all the enemies were driven out of the mountain and Caleb won every battle against them. "God gives His children victory." Can you name some of the things Christians fight against? Pride, selfishness, bad temper, bad language, laziness, a bad habit. Different people have different battles, but none is too difficult for the Lord.

Perhaps since we learned this in club, someone here has won a victory with God's help and you would like to tell us about that now. *(Give opportunity for child or children to do so.)*

Many times during his long life Caleb had trusted God for victory. Now he was happily settled with his family in their mountain home. And there was peace throughout the land of Canaan.


## Scene 3 - Joshua's farewell message to the people

*Joshua 23:1-24:31*

*Place Joshua (JW-51), Israelite leaders (JW-6) and Israelites (JW-10).*


Many years passed by, Joshua was now one hundred and ten years old. He knew that very soon he would die, and go to be with God for ever. But before he went, he wanted to give a message to the people.

All the leaders were called together. To them Joshua said, "You have seen everything that the Lord has done. He has fought for you. Any enemies that remain will be driven out. But you must be strong and courageous to do all that is written in the Book of the Law. Do not worship the false gods that the people who lived in this land have. If you disobey God, and turn away from Him, you will suffer terrible punishment." Joshua was reminding the people that God expected them to live differently from the other peoples round about. He commanded them to be holy.



CT3S

Flashcard 6-2



CT4S

Why should God's children be holy? Because God, their Father is holy; and because He commands His children to be holy. If you say you are a Christian, your life should show that you want to do what is right and good. Often it will mean being different from others. They might not be very pleased with you, but God will be pleased. Joshua really wanted the people to live obediently in their new land.

Joshua told the people that they must decide something very, very important. He told them that they must decide whether they were going to serve the false gods - or the one, true God who had brought them out of Egypt and given them this wonderful, new home for their own.

"You must choose today whom you will serve," he challenged them. "As for me, and my family, we will serve the Lord."

CTU

It was not enough to listen to Joshua, the people had to choose. It is the same for some of the boys and girls in Good News Club® today. You have learned a lot about what it means to be a child of God. You have listened, but you still have not trusted the Lord Jesus as your Saviour. God is saying, "Choose today!" If you are sure you want to be God's child, then right now trust Christ. God promises, "As many as received Him to them He gave the right to become children of God" (John 1:12). Tell Him, "Lord Jesus, please forgive my sin. I know you died for me. I want to be God's child. I want to serve the Lord."

Joshua said, "I will serve the Lord". The people answered, "We will also serve the Lord, for He is our God."

Then Joshua made an agreement with the people. He wrote the words in the book of the Law of God. He set up a large stone under an oak tree that was nearby. This stone was to remind the people of the promise and agreement they had made.

Soon afterwards Joshua died. God had been with Joshua all the time. He had made him strong and had given him many victories. Now at last, Joshua's battles were all over and he went to live with God for ever. It isn't only the famous Bible leaders who go to be with God.

CTS

God will bring all His children to Heaven. There will be no sadness there, or pain or death. It is a place full of joy and happiness. If you are God's child, you will be there too. You will live forever with God, and the Lord Jesus, and all the children of God. And Joshua, whom we have got to know these past weeks, will be there too!

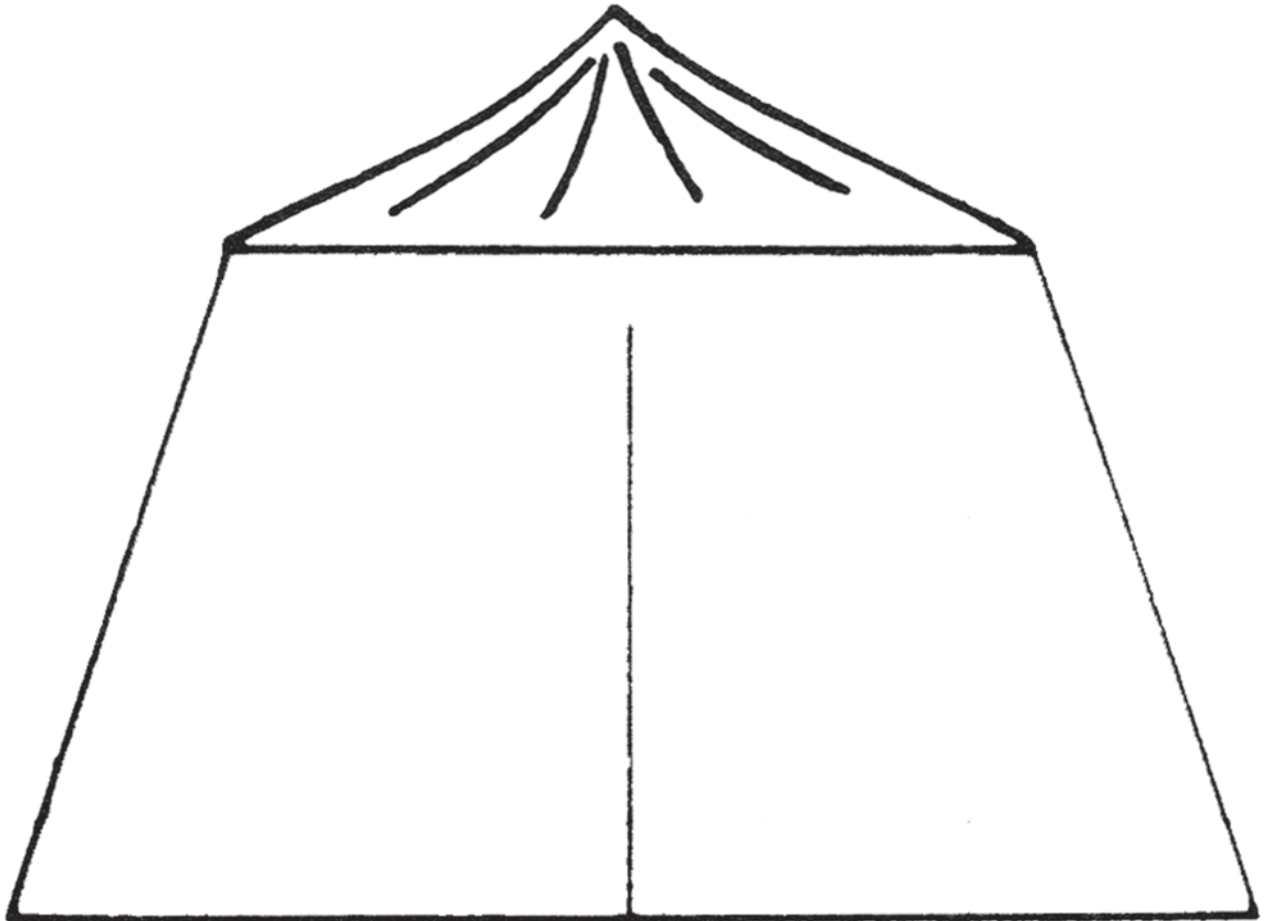
### Review questions

Divide the children into two teams and give time to prepare six questions on the life of Joshua. The aim is to prepare difficult questions. One team asks the other its questions. The team which answers most questions wins.

Flashcard 6-6

---

# Overlay pattern



Make the tent out of light coloured flannel, plain or striped.  
Cut slit in the middle. Use on a black or dark background.

# God is with thee

## Memory verse review - lesson 1

### God Is With Thee

JOSHUA 1:9

ELSA BENYON  
RUTH LINSOTT

“Be strong and of a good cour-age;

The first system of musical notation for the song. It consists of a vocal line in treble clef and a piano accompaniment in grand staff (treble and bass clefs). The key signature has one flat (B-flat), and the time signature is common time (C). The lyrics are: “Be strong and of a good cour-age;”

Be not a - fraid, For the Lord thy God is

The second system of musical notation. The vocal line continues with the lyrics: Be not a - fraid, For the Lord thy God is

*Slower*  
with thee Whith'er so - ev-er thou go - est.”

The third system of musical notation, marked *Slower*. The vocal line concludes with the lyrics: with thee Whith'er so - ev-er thou go - est.”

Copyright © 1958, 1987 Child Evangelism Fellowship Inc. All rights reserved.





Copy, cut out and keep in your Bible



## Summary of steps for counselling the child who wants to come to Christ

### Make sure the child understands about

#### God

Who is God?  
God made us. He speaks to us through the Bible.  
God is holy and pure. He loves us.

#### Sin

What is sin?  
Sin is disobeying God's commands. It is against God.  
Speak about specific sins.  
The child is a sinner by nature and act. (We sin because we are sinners.)  
Sin deserves punishment.

#### The Saviour

Who alone can take away your sin?  
God the Son died on the cross for sinners.  
The Lord Jesus rose again from the dead.  
He is Lord of all.

### Explain how to be saved

Explain what the Lord wants us to do, and what He will do.  
Use a Bible verse (*John 1:12; 3:16; 6:37; Acts 16:31; Romans 6:23 or 10:13*).  
What does the Lord want you to do?  
What will the Lord do?  
Warn about difficulties.  
Ask: "Do you want to trust Christ, or would you rather wait?"  
Encourage the child to pray audibly (if ready).

### Speak about assurance of salvation

Go back to the Bible verse you used.  
Speak about a changed life.  
Tell him what the person who is truly trusting in Christ can know.

### Give (later) some advice about the Christian life

Read and obey your Bible.  
Talk to God, our heavenly Father.  
Tell others what the Lord has done for you.  
Ask God to forgive you when you sin.  
Meet with other Christians.  
Remember the Lord promises: "*I will never leave you*" (*Heb 13:5*).