

# Life of CHRIST<sup>2</sup>

*Six flannelgraph lessons pointing children to Jesus Christ,  
the personal Savior who wants to meet their needs*

*Author: Lynda Pongracz  
Artist: Cedric Hohnstadt  
Layout Design: Thomas Bates*

**Complete Lesson Text**  
Use with flashcard or  
flannelgraph visuals

## CONTENTS

How to Lead a Child to Christ .....	inside front cover
How to Lead a Child in Consecration .....	inside front cover
Introduction .....	2
Suggested Teaching Aids .....	2
Tips on Using Flashcard or Flannelgraph Visuals .....	3
Master Planning Chart .....	5
Preschool Master Planning Chart .....	6
Preschool Lesson Plan .....	7
Song—Nothing But the Blood .....	8
Lesson 1—Jesus Turns Water to Wine .....	10
Lesson 2—Nicodemus Hears the Good News .....	16
Lesson 3—Samaritans Find Living Water .....	22
Lesson 4—Jesus Heals a Nobleman's Son .....	28
Lesson 5—Bartimaeus Receives His Sight .....	34
Lesson 6—Jesus Raises Jairus's Daughter .....	40
Song—Trinity Song .....	46
Memory Verse Token Master .....	inside back cover

Copyright © 1999 Child Evangelism Fellowship® Inc. All rights reserved.  
No portion of this book may be reproduced in any form without permission of the publisher.

*Child Evangelism Fellowship® Inc. (CEF®) is an international, Bible-centered organization composed of born-again believers. Our mission is to train and equip Christians around the world to evangelize unreached children with the Word of God, disciple them and establish them in a local Bible-believing church.*

*CEF Press® is a publishing ministry of Child Evangelism Fellowship Inc. CEF Press develops, produces and distributes a variety of publications for the purpose of helping you evangelize children.*

*For more information about CEF ministries in your area, write to CEF Inc., PO Box 348, Warrenton, MO 63383-0348, or call 1-800-300-4033.*

**BCEFPRESS**  
Helping You Evangelize Children  
A ministry of Child Evangelism Fellowship® Inc.  
Warrenton, MO 63383-0348 • (800)748-7710

ISBN 1-55976-255-1



# Who Will Reach the Children?

Children need the Lord Jesus. Children need to learn about Him, but more importantly they need to receive Him as Savior. Even very young children can understand their need for salvation. But someone must tell them how to have that need met. **Will you be that someone?** Most Christians want to help reach the lost in their neighborhoods, in their cities and even in their churches—they just need to know how.

**These Lessons Can Help!** This series has been specially designed by the experts in child evangelism—Child Evangelism Fellowship. For over 60 years, Child Evangelism Fellowship has been reaching unsaved children with the Gospel of Jesus Christ through Good News Clubs®, 5-Day Clubs®, Party Clubs, Tel-A-Story®, Camp Good News® and other ministries. Each year CEF workers share the message of salvation with over three million boys and girls, and more than 500,000 of these profess to receive the Lord Jesus as Savior.

This six-lesson flannelgraph series, designed for use in Good News Clubs (see page 9), would make an excellent curriculum for any Sunday school, Bible class or other outreach to children.

## Here's How!

### Step 1—Review Lesson Plan

Each lesson begins with a reproducible page which includes a lesson overview box, schedule and Bible lesson outline. Photocopy this page and use it to prepare and take notes on your lesson. Then when you're ready to teach, fold and use it to mark the story in your Bible.

**Lesson overviews** outline the following:

**Scripture:**

Key Bible passage(s) the lesson draws from.

**Memory Verse:**

Bible verse, taught with the lesson, that children can memorize.

**Teaching Objective:**

The overall purpose—what you want children to *do* as a result of hearing this lesson.

**Main Teaching:**

The central truth of the Bible lesson stated simply on a child's level.

**Emphasis for Saved/Unsaved:**

A key truth from the lesson that relates to the life of the saved or unsaved child.

**Schedules** provide a suggested game plan for teaching a one-hour club or class.

**Outlines** are included to help you see the overall direction of the lesson. You'll notice that the lesson is divided into four parts. The *Introduction* draws your listeners into the topic of your lesson. The *Progression of Events* follows the Bible lesson through each story fact. The *Climax* is a declarative statement that resolves the problem in the story. It should be stated with conviction. The *Conclusion* contains any brief closing facts needed to complete the story. These parts are then followed by an *Invitation* to respond to the Gospel (see "How to Lead a Child to Christ," inside front cover) and if the lesson has a growth rather than evangelistic focus, a *Challenge*.

### Step 2—Gather Materials

Refer to the master planning chart, page 5, or preschool master planning chart, page 6, which lists activities and materials for each lesson. If there are sidebar ideas you would also like to incorporate, be sure to add those materials to your chart. Lesson visuals, verse tokens and "Trinity Song" and "Nothing But the Blood" songs are included in this Biblegram.

### Suggested Teaching Aids

- *Life of Christ 2* flashcard or flannelgraph visuals (sold separately)
- Standard-size flannelboard (27" x 36") and a tabletop or floor easel; a small flannelboard for isolated scenes would be helpful; backgrounds (not available from CEF Press) are optional
- Visualized songs—"Good News Club Theme Song," "Good News," "God's Power," "Nothing But the Blood," "Trinity Song," "One Step at a Time" and "What About My Neighbor?"
- *Growing Songs 1* and *2* songbooks, which each contain 60 singable choruses; audiocassettes are also available
- *Salvation Songs Favorites* songbook, which features 100 popular choruses

To place an order or request a free catalog, contact:

**CEF Press®**

PO Box 348, Warrenton, MO 63383-0348  
1-800-748-7710

**GNC resource packs** are available to those teaching Good News Club under the direction of CEF. Each includes *Mountain Pathways* missions story, "Children Reaching

Children” missions chart, “Autograph Contest” attendance incentive, teaching card booklet, visualized Bible verses and tokens, and resource and quiet time quest sheets.




### Emphasis for the saved child

- An application from the lesson with a corresponding verse to help saved children grow in their relationship with the Lord.

## Step 3—Prepare Lesson and Activities

Begin preparing your lesson by reading the story from your Bible, paying special attention to the characters, places, time periods and story facts. Once you are familiar with the story, read through the lesson, noting the shaded applications marked by symbols. Each symbol indicates the overall direction of an application. Sample verses and truths that may be used for each are listed below:



### God's person and His love for the child

- God is the Creator—He made you.
- God is holy—perfect in every way.
- God loves you.
- The Bible says, “For God so loved the world” (John 3:16).



### The child's problem or condition before God as a sinner

- Sin is wanting your own way instead of God's way.
- You and I were born sinners.
- The Bible says, “For all have sinned” (Romans 3:23).
- We sin by... (*give examples*).
- God's punishment for sin is death—separation from God forever.



### God's solution—forgiveness of sin through the Lord Jesus Christ

- Jesus is God the Son.
- Jesus lived a perfect life.
- Jesus suffered, bled and died on the cross to take the punishment for our sin.
- The Bible says, “The blood of Jesus Christ his Son cleanseth us from all sin” (1 John 1:7).
- Jesus died and rose again.
- Now He is alive in Heaven.



### Invitation to receive Christ as Savior

- You must admit that you have sinned.
- You must believe that the Lord Jesus died on the cross for you.
- You must choose to let Him be your Savior.
- The Bible says, “Believe on the Lord Jesus Christ, and thou shalt be saved” (Acts 16:31).

Study these applications and their placement in the lesson. As you teach the lesson, you'll temporarily “step out” of the story line to expand on application truths drawn naturally from Scripture. *Link* statements, which immediately precede and follow the shaded applications, allow you to make smooth transitions.

Tell the story in your own words, drawing in the applications naturally to help you effectively evangelize and teach the children.



Gospel and emphasis for saved child symbols in the schedules indicate when to expand on these teachings outside of the lesson. Evangelistic lessons should be balanced with additional teaching for the saved child and growth lessons should be balanced with additional Gospel teaching.

### Flashcard or flannelgraph visuals

(sold separately) may be used with this series. Follow the sidebar instructions (e.g., Flashcard 1-1) to know when to show each flashcard. If using flannelgraph, place figures according to the instructions given within the text. Tips on using each are given below:

#### Flashcards

- Hold the flashcards in front of you or to one side and maintain eye contact with the children.
- Be careful not to cover parts of Bible characters with your hands.
- Try not to reveal the following scene as you turn pages.
- Have a chair or small table nearby to hold your Bible. When referring to a portion of Scripture, lay the flashcards down then pick up your Bible and read.

#### Flannelgraph Figures

- Remove flannelgraph sheets by opening staples. Keep the figure chart on the inside of the cover for your reference.
- Cut out figures along bold outlines then sort by lesson into six file folders, listing any figures used in more than one lesson.
- Practice the lessons using figures until you are able to smoothly place them as you talk. Stand to the side of the board and place figures quickly, maintaining eye contact with the children as much as possible. Avoid holding figures by the head or patting them onto the flannelboard.



**Sidebar tips** along the left and right margins provide background information, pronunciation guides and tips on how to add interest to your lesson. The involvement ideas listed in the sidebars are designed to incorporate the four learning styles. For effective learning, the *visual learner* needs to see or write, the *auditory learner* needs to hear or speak, the *tactile learner* needs to touch or handle and the *kinesthetic learner* needs active participation.

It will not be possible to include all sidebar suggestions in a one-hour session. Choose the ideas that best meet the needs of your class.

**Memory verses** are taught using the IPEAR (Introduction, Presentation, Explanation, Application, Repetition) method. You'll find this to be a simple yet effective way of making Scripture learning fun. Children need to understand what they memorize and also have a chance to do much of the memory work in class. If the children you teach have difficulty with Scripture memory, choose two or three verses to teach for the series, rather than teaching a new verse with each lesson.

**Songs** are used throughout the class hour to supplement teaching and add interest. When you introduce a song for the first time, be sure to take time to effectively teach it so that children will understand what they sing. The IPEAR (Introduction, Presentation, Explanation, Application, Repetition) method, used for teaching the memory verses, is also an excellent way to teach songs. See instructions for teaching "Trinity Song."

**Gospel or growth activities and review games** are suggested for each day. For lessons focused on Christian growth, Gospel activities are included as a way to present the message of salvation in more depth. Growth activities balance evangelistic lessons and encourage children to act on what they've learned. Review games and questions offer another interactive review option.

**Teaching cards** (included in the resource pack) are used to visually present the teaching emphases for the saved child. Sidebars indicate the text for each card and when to show it in the lesson.

**Preschool tips, songs and activities** have been included to help you adapt these lessons for preschoolers. Use the preschool master planning chart, page 6, to guide your preparation.

Why teach preschoolers? According to specialists, the first five or six years of a child's life are his most sensitive, receptive and crucial period of development. These years in which he develops his will to learn, creativity and ability to perform affect all of his subsequent learning.

If the crusade for a youngster's intellectual development is half over by age five, then teaching the Bible to preschoolers has the potential of laying some very important spiritual and intellectual foundations.

Can preschool children trust Christ as their Savior? The Lord Jesus said, "Except ye be converted, and become as little children, ye shall not enter into the kingdom of heaven" (Matt. 18:3). He spoke of little ones who believe in Him and the danger of offending them (Matt. 18:6).

Since preschoolers do not knowingly commit many of the sins we identify with older children, we must emphasize that God's Word says "all have sinned" (Rom. 3:23). All sin is against God, who is holy and pure. Speak of sin as not doing what we are told (James 4:17), hurting pets, being mean to brothers and sisters, wanting our own way and disobeying parents and teachers.

Within your class will be children from a variety of backgrounds. The children who respond in the early sessions of your class will normally be those who have had some previous instruction. Use key questions (inside front cover) as a guide in counseling.

Well-known Christians have given testimony of early conversion: Amy Carmichael, James Dobson and Billy and Ruth Graham's daughter Ann Lotz were three; Henrietta Mears and Corrie Ten Boom were five. Many children can and do trust Christ during the preschool years when faith is at its peak.

When teaching preschoolers, be sure to include plenty of hands-on, interactive activities. Let them touch objects, count and play-act various scenes from the lessons. Children learn through their senses: seeing, hearing, smelling, touching and tasting. Three Rs for preschool learning are rhythm, rhyme and repetition.

For the invitation to trust Christ, be aware that preschoolers want to please. They tend to do what you do and say what you tell them to say. Be faithful to present the Gospel and expect the Holy Spirit to use it in their hearts, but be sure to carefully counsel them. Avoid having preschoolers parrot what you say.



# Life of Christ 2

MASTER PLANNING CHART	1	2	3	4	5	6
<b>Lesson</b>	Jesus Turns Water to Wine John 2:1-11	Nicodemus Hears the Good News John 3:11-21; 19:38-42	Smartans Find Living Water John 4:1-30, 34-42	Jesus Heals a Nobleman's Son John 4:46-53	Bartimaeus Receives His Sight Luke 18:35-43	Jesus Raises Jairus's Daughter Mark 5:21-43
<b>Lesson Visuals</b>	2C-1—5, sidebar visuals (optional)	2C-6—13, sidebar visuals (optional)	2C-1—2, 14—21, sidebar visuals (optional)	2C-7, 22—26, sidebar visuals (optional)	2C-2, 7, 21, 27—30, sidebar visuals (optional)	2C-7, 21, 25, 28, 31—38, sidebar visuals (optional)
<b>Main Teaching</b>	Trust Jesus, God's all-powerful Son, to help you with your problems.	You must be born again to have your sins forgiven.	You can know Jesus as your Savior.	Put your faith in Christ alone to save you from sin.	Only Jesus can take away your darkness of sin.	Jesus is your only hope for having your sin forgiven.
<b>Memory Verse</b>	Isaiah 26:4 Clap a Word (verse visual)	John 3:3 Make a Sandwich (verse visual)	Romans 10:13 Crazy Cards (verse visual, cards)	Hebrews 11:6 Topsy Turvy (verse visual)	John 8:12 First Letter (verse visual)	Acts 10:43 Guess Who (verse visual)
<b>Gospel or Growth Activity</b>	Only One (colored number ones)	New Life Charades (situations)	What to Say (dry erase board, marker)	Faith in God's Promises (references, Bible)	Good Things	Nothing Is Too Hard (paper, pencils, prizes)
<b>Songs*</b>	Good News Club Theme Song Trinity Song One Step at a Time What About My Neighbor? (missions)	Good News Club Theme Song Trinity Song Nothing But the Blood What About My Neighbor? (missions)	Good News Club Theme Song Trinity Song Nothing But the Blood What About My Neighbor? (missions)	Good News Club Theme Song Trinity Song One Step at a Time What About My Neighbor? (missions)	Good News Club Theme Song Trinity Song God's Power What About My Neighbor? (missions)	Good News Club Theme Song Trinity Song God's Power What About My Neighbor? (missions)
<b>Review Game</b>	Human Tic-Tac-Toe (chairs, rope or tape)	Giant Steps	Ruler in the Ring	Come Over	Blind Vote	Clubbers' Favorite
<b>Missions</b>	Mountain Pathways (1) Children Helping Children missions chart (script, marker) emphasis, prayer	Mountain Pathways (2) Children Helping Children missions chart (script, marker) emphasis, prayer	Mountain Pathways (3) Children Helping Children missions chart (script, marker) emphasis, prayer	Mountain Pathways (4) Children Helping Children missions chart (script, marker) emphasis, prayer	Mountain Pathways (5) Children Helping Children missions chart (script, marker) emphasis, prayer	Mountain Pathways (6) Children Helping Children missions chart (script, marker) emphasis, prayer
<b>Attendance Incentive</b>	Autograph Contest (charts, markers)	Autograph Contest (charts, markers)	Autograph Contest (charts, markers)	Autograph Contest (charts, markers)	Autograph Contest (charts, markers)	Autograph Contest (charts, markers)
<b>Other/Notes</b>	quiet time quest sheets or verse tokens	quiet time quest sheets or verse tokens	quiet time quest sheets or verse tokens	quiet time quest sheets or verse tokens	quiet time quest sheets or verse tokens	quiet time quest sheets or verse tokens

\*All these songs are visualized for you to teach the children and are available from your local Child Evangelism Fellowship® worker or CEF Press®.

## Life of Christ 2 (Preschool)

MASTER PLANNING CHART	1	2	3	4	5	6
<b>Lesson</b>	Jesus Turns Water to Wine John 2:1-11	Nicodemus Hears the Good News John 3:11-21; 19:38-42	Samaritans Find Living Water John 4:1-30, 34-42	Jesus Heals a Nobleman's Son John 4:46-53	Bartimaeus Receives His Sight Luke 18:35-43	Jesus Raises Jairus's Daughter Mark 5:21-43
<b>Lesson Visuals</b>	2C-1—5, sidebar visuals (optional)	2C-6—13, sidebar visuals (optional)	2C-1—2, 14—21, sidebar visuals (optional)	2C-7, 22—26, sidebar visuals (optional)	2C-2, 7, 21, 27—30, sidebar visuals (optional)	2C-7, 21, 25, 28, 31—38, sidebar visuals (optional)
<b>Main Teaching</b>	Trust Jesus, God's all-powerful Son, to help you with your problems.	You must be born again to have your sins forgiven.	You can know Jesus as your Savior.	Put your faith in Christ alone to save you from sin.	Only Jesus can take away your darkness of sin.	Jesus is your only hope for having your sin forgiven.
<b>Memory Verse</b>	Romans 10:13 Sing a Verse	Romans 10:13 Verse in Motion	Romans 10:13 Make a Sandwich	Romans 10:13 Stop and Go	Romans 10:13 Take Away (verse visual)	Romans 10:13 Preschoolers' Favorite
<b>Gospel Activity</b>	Wordless Book	Wordless Book	Wordless Book	Wordless Book	Wordless Book	Wordless Book
<b>Songs</b>	Good News Three in One Jesus Loves Me Nothing But the Blood	Good News Three in One Jesus Loves Me Nothing But the Blood	Good News Three in One Jesus Loves Me Nothing But the Blood	Good News Three in One Jesus Loves Me Nothing But the Blood	Good News Three in One Jesus Loves Me Nothing But the Blood	Good News Three in One Jesus Loves Me Nothing But the Blood
<b>Review Game</b>	Tic-Tac-Toe (playing pieces, grid)	Giant Steps	Ruler in the Ring	Pick a Figure (flocked figures)	Stick Man (paper, marker)	Preschoolers' Favorite



# Preschool Lesson Plan

**When teaching preschoolers** it's good to have a plan (see sample schedule) but be flexible. Take time to include involvement activities suggested in the sidebars for maximum learning. Have extra games and songs on hand to use if a planned activity doesn't work as expected for your group.

Sample Preschool Schedule	
<b>Before Club</b> complete attendance record	—
<b>Opening</b> welcome activity, rules	3 min
<b>Theme Song</b> "Good News"	2 min
<b>Prayer</b>	1 min
<b>Gospel Activity</b>	10 min
<b>Song</b>	2 min
<b>Memory Verse</b> with sidebar suggestions	7 min
<b>Song</b>	2 min
<b>Bible Lesson/Invitation</b> with sidebar songs and activities	20 min
<b>Song</b>	2 min
<b>Review Game</b> (children may be counseled)	10 min
<b>Closing</b> announcements, prayer	1 min

## Opening

Use "Sticker Names" (below) with a jar shape or another favorite as your welcome activity. Take time to establish rules and review each week.

### Sticker Names

*(Write each preschooler's name in the middle of a colored card stock jar; see pattern on page 9. Each week let the children place stickers on their jar shapes for attendance, saying the memory verse, good behavior and bringing their Bible or Bible storybook—one sticker per achievement. Have a small party at the end of six weeks to celebrate.)*

## Prayer

Focus each prayer time on the lesson theme.

## Gospel Activity

Share the Gospel using a *Wordless Book* (available from CEF Press). Gospel truths should also be presented when singing "Good News" and "Nothing But the Blood." Use Romans 10:13 each time you present the Gospel with this series.

## Memory Verse

Romans 10:13 is suggested with different repetitions each week. See sidebar instructions.

## Bible Lesson/Invitation

Use the lessons as they are but simplify the teaching for preschoolers. The Gospel should be presented through the Gospel activity rather than in segments during your lesson time. Songs should be included within the lesson time where indicated in the sidebars. For invitations use Romans 10:13 and follow sidebar instructions.

## Review Games

See sidebar instructions for each of the games. Preschool review questions provided for each lesson may be used with subsequent lessons to help children retain what they've learned.

## Songs

"Good News," *Growing Songs for Children 1*, no. 46 can be sung each day as your theme song. Define *Christ* (Jesus, God's Son), *saved* (forgiven from all my sin), *eternally* (forever).

"Jesus Loves Me" (traditional) with motions:

Jesus loves me this I know,  
*(Touch right index finger to left palm, touch left index finger to right palm, fold arms across chest, point to head.)*

For the Bible tells me so.  
*(Form open Bible with hands.)*

Little ones to Him belong,  
*(Hold hand low.)*

They are weak but He is strong.  
*(Hold arm out with elbow bent and forearm limp, then clench fist and raise forearm.)*

Yes, Jesus loves me. (3x)  
*(Nod, touch right index finger to left palm, touch left index finger to right palm, fold arms across chest, point to self.)*

The Bible tells me so.  
*(Form open Bible with hands.)*

"Three in One," with motions, to the tune of "Frere Jacques." (Repeat each line twice.)

God the Father           *(Point up.)*  
God the Son           *(Make cross with fingers.)*  
God the Holy Spirit   *(Place hands over heart.)*  
Three in one.       *(Hold up three fingers then one.)*

"Nothing But the Blood," page 8, with adapted lyrics and visual.

# NOTHING BUT THE BLOOD

R. L.

Robert Lowry

Chords: F C F C7 F

What can wash a - way my sin? Noth - ing but the blood of Je - sus;

Chords: F C F C7 F

What can make me whole a - gain? Noth - ing but the blood of Je - sus.

REFRAIN

Chords: F C F C7 F

Oh! pre - cious is the flow That makes me white as snow;

Chords: F C F C7 F

No oth - er fount I know, Noth - ing but the blood of Je - sus.

## Preschool Lyrics and Visual



If desired, create a heart-shaped visual which is dark (black) on one side and clean (white) on the other. Laminate the visual so a red cross hinges just above the top of one side of the heart. Adapt the song lyrics and show the visual as follows. Begin by showing the dark side with the cross hidden behind the visual.

What can take away my sin?  
*(Flip red cross over.)*


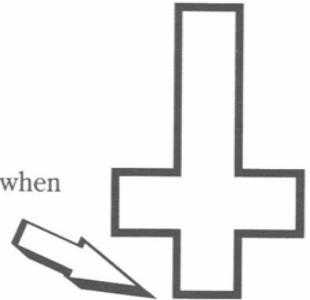
Nothing but the blood of Jesus.  
*(Show clean side.)*

What can make me clean again?  
*(Flip red cross over.)*


Nothing but the blood of Jesus.  
Oh, precious is the flow  
That makes me clean as snow.  
No other way I know.  
Nothing but the blood of Jesus.



Leave gap when laminating

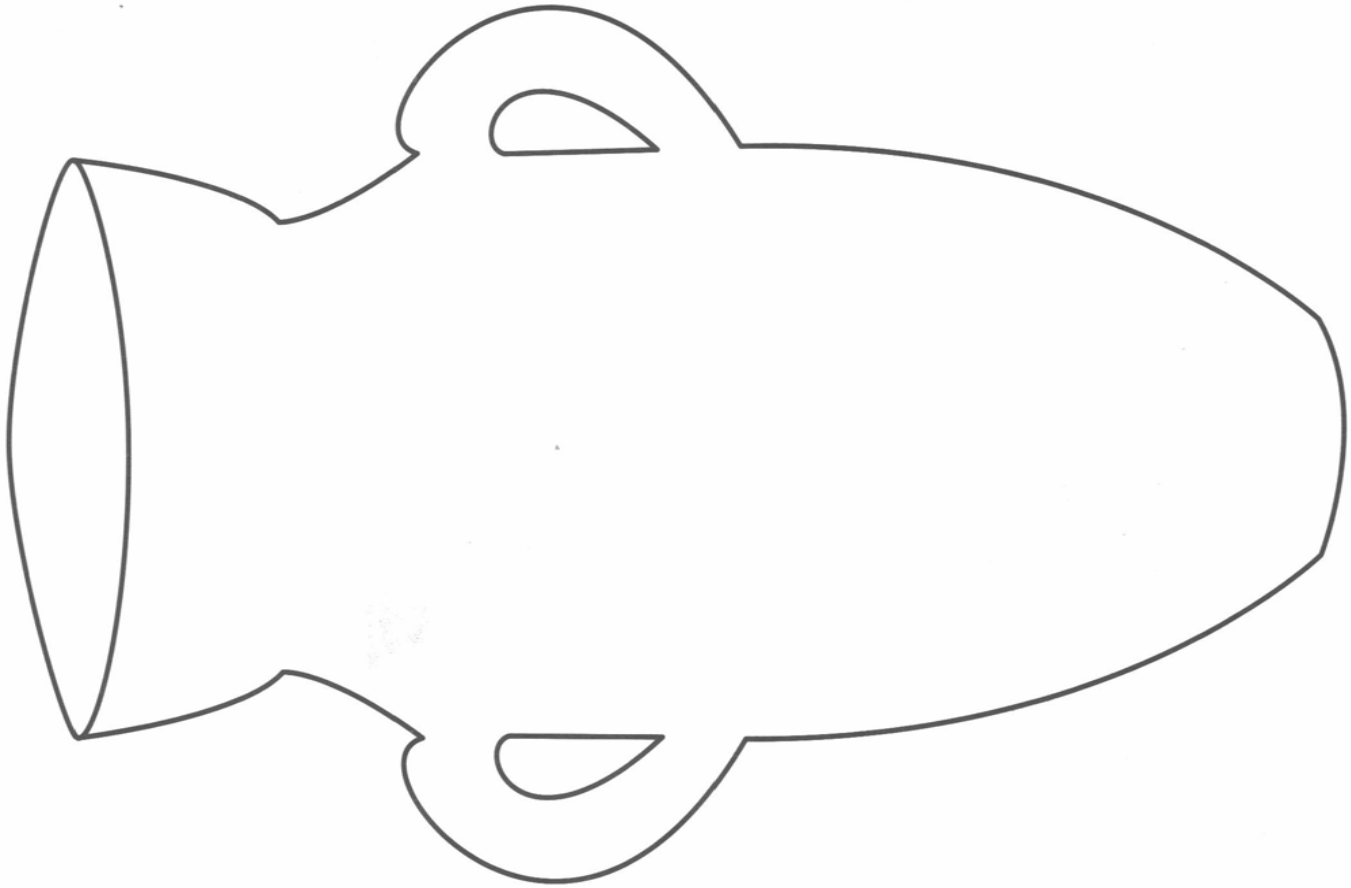


Side 1—dark  
Side 2—clean





# Sticker Names (Jar Pattern)



## Coming to a Neighborhood Near YOU!

**Good News Club\*** is an outreach to children who might not otherwise hear the Gospel. Once a week, usually during non-summer months, Good News Club meets in homes, classrooms and other locations across the U.S. and around the world. Children come to hear Bible and missions stories, learn memory verses, sing songs and join in theme-related activities. As a result, many of these children make first-time decisions to receive Christ as Savior! Through the strong discipleship teaching Good News Club provides, these children gain a solid Bible foundation that helps them mature as believers. Clubbers are encouraged to attend a local Bible-believing church.

### Imagine the Impact!

If you'd like more information on teaching, hosting or in some other way promoting this ministry in your area, please contact your local CEF director.



Child Evangelism Fellowship® Inc. • PO Box 348 •  
Warrenton, MO 63383-0348 • 1-800-300-4033

\* Good News Club® is a registered name of Child Evangelism Fellowship®. In order to use this name for your classes, you must be in agreement with the policies of CEF® and sign the CEF Statement of Faith. Information on CEF's Statement of Faith and noncharismatic position are available upon request.

*Permission is given to photocopy this Good News Club promotional flier to distribute, post or insert in church bulletins. Your local CEF address and phone number may be added to the blank space provided.*

# Jesus Turns Water to Wine

## Outline

- I. **INTRODUCTION**  
Excitement filled the air in the small town of Cana—there was going to be a wedding!
- II. **PROGRESSION OF EVENTS**
  - A. Jesus, His mother and disciples were invited to a wedding at Cana in Galilee. (2:1-2)
  - B. When the wine had run out at the wedding, Jesus' mother told Him about the problem. (2:3)
  - C. Jesus rebuked His mother, saying His time had not yet come. (2:4)
  - D. Jesus' mother told the servants to do whatever Jesus asked. (2:5)
  - E. Jesus told the servants to fill six nearby stone jars with water, and the servants filled them to the brim. (2:6-7)
  - F. Jesus told the servants to draw some out and take it to the master of the banquet. (2:8)
  - G. The servants did so and when the master tasted the water, it had been turned to wine. (2:9)
  - H. The master said the wine was better than any they had served. (2:10)
- III. **CLIMAX**  
This was Jesus' first miracle to show His glory as the all-powerful Son of God! (2:11)
- IV. **CONCLUSION**  
The disciples believed on Him. (2:11)  
**Challenge (saved child):** Will you trust Jesus, God's all-powerful Son, to help you with your problems? [Isa. 26:4]  
**Invitation (unsaved child):** Will you trust Jesus, God's all-powerful Son, to save you from your sin? [John 3:36]

Scripture verses in parentheses are background text. Bracketed verses should be quoted or read from God's Word.

## Lesson Overview

**Scripture** John 2:1-11

**Memory Verse** Isaiah 26:4 "Trust ye in the LORD forever: for in the LORD JEHOVAH is everlasting strength."


**Teaching Objective** The saved child will trust Christ, God's all-powerful Son, as the one who can solve his problems.

**Main Teaching** Trust Jesus, God's all-powerful Son, to help you with your problems.

**Emphasis for Unsaved** Trust Jesus, God's all-powerful Son, to save you from your sin.

**Visual Aids** 2C-1—5

## Schedule

Before Club	Complete attendance record as children arrive	—
Opening	Welcome, prayer, establish rules, explain "Autograph Contest" attendance incentive	3 min
Theme Song	"Good News Club Theme Song" or "Good News," <i>Growing Songs 1</i> , no. 46 (visualized songs)	2 min
Memory Verse	Isaiah 26:4 Repetition: Clap a Word	8 min
Song	"Trinity Song," page 46 (visualized song)	3 min
Gospel Activity	Only One 	4 min
Song	"One Step at a Time," <i>Growing Songs 1</i> , no. 41 (visualized song)	3 min
Bible Lesson/ Invitation	<b>Jesus Turns Water to Wine</b> Review previous lesson series, (if applicable) discuss last week's quiet time quest sheet and what each child learned	20 min
Missions	Song: "What About My Neighbor?" <i>Growing Songs 2</i> , no. 59 Story: <i>Mountain Pathways</i> , part 1 "Children Reaching Children" missions chart, emphasis, prayer	10 min
Review	"Human Tic-Tac-Toe" review game	6 min
Closing	Announcements, prayer, explain and hand out quiet time quest sheets or verse tokens	1 min

**Extended Class Time:** Use additional sidebar activities.





## Teaching the Memory Verse

**Memory Verse:** Isaiah 26:4

“Trust ye in the LORD forever: for in the LORD JEHOVAH is everlasting strength.”

**Introduction:** Who do you ask for help when you have a problem? (*Parents, friends, brothers, sisters, etc.*) The Bible tells us that there is someone we can always trust to help us with problems. Let's find out who.

**Presentation:** (*Show your Bible, explaining that it is the Word of God. Read the verse from your Bible and describe how you found it. Have the children read the verse with you from the verse visual.*)

**Explanation:** *Trust ye in the LORD forever*—Always believe what God says in His Word and obey it, knowing God will do all that He promises here on Earth and someday in Heaven.  
*for in the LORD JEHOVAH is everlasting strength*—Lord Jehovah means almighty God. God has power to do anything! When you trust Him by obeying His Word, He gives everlasting strength—strength that never runs out!

**Application:** *Unsaved:* The Lord can be your strength only after you believe on Jesus as your Savior. Jesus loves you and died on the cross to save you from sin's punishment and help you live to please Him. Listen carefully to the lesson today as we talk more about that.  
*Saved:* If you have already believed on Jesus as your Savior, trust Him all day long, every day. He is all powerful and will help you with your problems.

**Repetition:** Clap a Word  
(*Repeat the verse twice, then have a child stand behind the visualized verse with his back to the class. Choose another child to point to a word on the visual. Lead the children in reciting the verse, but when you get to the chosen word, clap instead of saying it. The child behind the visual then tries to guess the word. Choose two different children and repeat as time allows.*)

## Gospel Activity

### Only One

(*Hold up your Bible.*) Numbers are very important in God's Word, the Bible. God gives us numbers of days and people and animals. What are some Bible numbers you know? (*Briefly discuss.*) Out of all the numbers in the Bible, this one's my favorite! (*Hold up the gold number one.*) The Bible says, “The LORD our God is one LORD” (Deut. 6:4). God is the one who made this world and everything in it, including you! God is powerful and He is holy (perfect). God watches over you and knows everything you think about and everything you do. God wants you to be His child and someday live forever with Him in Heaven. But there is one big problem that keeps you from God.

(*In other hand hold up the dark one. Keep hands far apart.*) That problem is sin. Sin is anything you think, say or do that breaks God's laws. When you tell a lie, say swear words, disobey your parents or think mean thoughts about someone, you sin. Everyone in this room has sinned against God. How do I know? The Bible says, “There is none that doeth good, no, not one” (Psalm 14:3). Not even one person is good enough to go to Heaven. Your sin keeps you apart from God and if you die without having your sin forgiven, you will be separated from Him forever in a place of punishment called Hell. So how can you have your sin forgiven?

(*Set aside the gold and dark ones. Show the red one.*) There is only one way. Jesus said, “I am the way, the truth, and the life: no man cometh unto the Father; but by me” (John 14:6). Jesus is the perfect (sinless) Son of God. He has never done anything wrong and never will. But you have done

### Preschool Memory Verse

Teach Romans 10:13 throughout this series. Use the verse teaching from Lesson 3.

### Preschool Repetition

“Sing a Verse”

Sing Romans 10:13 to the tune of “Row, Row, Row Your Boat”:  
*For who-so-ever shall call upon the name of the Lord shall be saved. Romans 10:13.*

Present this Gospel activity using three colored number ones: a gold (or yellow) one, a double-sided one which is dark (or black) on one side and clean (or white) on the other and a red one that folds out to a cross. See GNC resource pack.



gold



dark (side 1)

clean (side 2)



red cross

(fold back side tabs)

**Preschool Gospel Activity**  
Share the Gospel using a *Wordless Book*. Instructions and *Wordless Books* are available from CEF Press.

**Preschool Song**  
Sing "Good News."

Show preschoolers a veil and have one try it on. Preschoolers would also enjoy pretending to walk to Cana.

#### Flashcard 1-1

Cana (KANE-nuh)  
Let children locate Cana on a map. Your visual learners enjoy looking at maps. Following Jesus' baptism and temptation, He had been in the area of Bethany when He called His first six disciples (Andrew, John, Peter, James, Philip and Nathanael) to follow Him. This event took place about three days after Jesus called Nathanael.

#### Flashcard 1-2



Since this lesson is focused on Christian growth, the message of salvation is condensed. You will want to reinforce the presentation of the Gospel at another point in the class hour as noted in the schedule.

wrong and Jesus came to Earth to take the punishment you deserved. (*Open the red one to form a cross.*) Jesus let men nail Him to a cross, where He suffered, bled and died. (*Pick up the dark one and hold it in front of the cross.*) Jesus took the punishment for all your sin. After Jesus died He was buried. Three days later He came back to life and today He's in Heaven. Jesus provided the only way for your sin to be forgiven. (*Set aside the red cross. Show the clean side of the dark number one then hold the gold one near it.*) When you believe on Jesus as your Savior, God forgives your sin. He changes you on the inside so you can know Him and go to Heaven someday. Have you believed on Jesus? Listen carefully during our lesson as we talk more about that.

## Lesson

### INTRODUCTION

Excitement filled the air in the small town of Cana—there was going to be a wedding! The families of the bride and groom must have been preparing for weeks for the big event. They had to sew the wedding clothes, decorate the house and plan for the wedding meal. How much food would they need? Who should they invite? Finally the big day came, and they wanted it to be perfect. Little did they know that something was going to happen that would make this wedding truly unforgettable!

### PROGRESSION OF EVENTS

(See diagram 1-1. Place Jesus and disciples, 2C-1—2.)

The Bible says that Jesus and His disciples were invited to the wedding. Jesus' mother, Mary, would also be there. Perhaps the bride or groom were relatives of Jesus' family. The Bible doesn't mention Jesus' earthly father, Joseph, at this time. It may be that he was no longer living.

Jesus and His disciples walked along the dusty road toward the town of Cana. These men had just become Jesus' followers in the past few days. Some of them had probably been by the Jordan River when Jesus had been baptized there by John. Perhaps they heard the voice from Heaven that said, "This is my beloved Son in whom I am well pleased." They may have remembered that John said Jesus was the Lamb of God who takes away the sin of the world. Only Jesus, God's all-powerful Son, could save the disciples from their sin.

Only Jesus, God's all-powerful Son, can save you from your sin. You were born wanting to sin—to have your own way instead of God's way. The Bible says, "There is none righteous, no, not one" (Rom. 3:10). There's not one person in the world who is perfect like God. That's why you break God's laws by doing sinful things, like being selfish and unkind or lying to get what you want. God says that you deserve punishment for your sin, and that punishment is separation from God forever in a dark and terrible place called Hell.

But God loves you! The Lord Jesus, God the Son—the Creator of the world and everything in it—created you by His power. He wants you to live with Him in Heaven someday, so He made a way for your sin to be forgiven. He came to Earth in a human body. He was like us in every way except He was God and never sinned. When He grew to be a man, wicked men who didn't believe in Him nailed Him to a cross. As Jesus suffered, bled and died on the cross, God was punishing His Son for your sin. The Bible says that Jesus "loved us, and washed us from our sins in his own blood" (Rev. 1:5). After Jesus died He was buried. Three days later Jesus came alive again by God's great power. You need to trust Him as your Savior so you can be forgiven. Only Jesus, God's all-powerful Son, can save you from your sin.

Only Jesus, God's all-powerful Son, could save the disciples from their sin. They were glad to be His followers as they walked along the road to Cana. Finally they arrived at the home where the wedding would take place.

Weddings in that country were very different from our weddings. There would be a wedding procession (parade of people) through the streets as the bride was taken to the home of the groom, where the feast was held. Many friends and neighbors would be invited and the feast would often last for days.

(See diagram 1-2. Remove figures; place servants and wedding guests, 2C-3—4.)

As the guests arrived, they stopped by some big stone water jars near the entrance to the house. Because the roads were dusty and people wore sandals, their feet quickly became dirty. Servants poured water from the jars for the guests to wash their feet and hands before entering the house.

(Remove figures.)

Inside the house excitement was rising! Joyful music was probably played as trays layered with special foods were passed from person to person. Cups were filled with wine from large pitchers. The crowd grew as people continued arriving.

The servants kept busy serving and refilling the trays and the pitchers. Perhaps as one of the servants came to refill his pitcher he was told, "Sorry, there is no more wine."

No more wine! What an embarrassment this would be! Perhaps the servants began whispering to one another, "There's no more wine!"

Somehow Mary, the mother of the Lord Jesus, heard that the wine had run out. Mary wanted to help. *What can be done?* she may have wondered. She could not do anything, but surely Jesus could. He was the Son of God—He could do anything!

(See diagram 1-3. Place Jesus and Mary, 2C-1, 5.)

Mary hurried over to her son and said, "Jesus, there's no wine left."

The answer the Lord Jesus gave His mother may sound strange to you. He said, "Woman, what do I have to do with you? My time is not yet come." Jesus was not being rude or unkind to His mother. He was reminding her that He was not just her son—He was the all-powerful Son of God! He had come to Earth to do the will of God the Father in God's perfect time.

Do you ever try to tell the Lord Jesus what to do? Sometimes Christians (those who know the Lord Jesus as their Savior) do that. Maybe you have a problem, and you think you know what the Lord should do about it. For example, maybe your teacher at school isn't a Christian and she says things that go against what the Bible teaches. Perhaps you are tempted to pray, "Lord, give me another teacher." Or maybe your parents want to move your family to another town and you don't want to go, so you pray, "Lord, don't let anyone buy our house."

It's true that God wants you to tell Him about your problems, but you must remember that only God knows the best solutions for you. God may not choose to solve your problems the way you want because He has a perfect plan He is working out in your life. The Bible says, "As for God, his way is perfect" (Psalm 18:30). God knows the way that is best for you and He will work out His plan when the time is right. If you are a Christian, trust Jesus, God's all-powerful Son, to help you with your problems, instead of telling Him what to do.

Jesus was reminding His mother that He had come to Earth to do the will of God the Father in God's perfect time.

(Remove figures.)

Mary turned to the servants and said, "Whatever He says to you, do it." The servants were probably puzzled by Mary's comment. They might have known of Jesus as a young man who grew up in Nazareth, not far from Cana, but they didn't know who He truly was.

(See diagram 1-4. Place Jesus, disciples and servants, 2C-1—3.)

The servants must have been surprised when Jesus instructed them to fill the six big stone jars at the entrance of the house with water.

*Why should we fill the jars with water now?* they may have wondered. *The guests have all had their feet and hands washed. It's not water that's needed, but wine!*

### Flashcard 1-3

Have preschoolers pretend to wash their feet and hands.

Let children sample juice and sponge cake. Preschoolers and tactual learners would especially enjoy this activity.

Wine was often used (and still is in many countries) because of the impurity of the water supply. Many commentators believe that the wine was strongly diluted with water, leaving little alcohol content. Don't let this issue distract from the main point—the glory of the God the Son in His first miracle.

### Flashcard 1-4

Jesus was not showing disrespect or lack of love for Mary when He addressed her as "woman." Jesus used the same word as He hung on the cross and committed her care to John (John 19:26). Mary may have been expecting a miracle and full manifestation of Jesus' glory, but Jesus reminded her that His authority was not hers to command. He was working by a divine time table and was subject only to the will of the Father.



### Teaching Card

Show card with teaching emphasis for the saved child: *Trust Jesus, God's all-powerful Son, to help you with your problems.*

### Preschool Song

Sing "Three in One."

Mary's instructions show her faith in Jesus. Kinesthetic learners would enjoy role-playing this scene and the one that follows. Choose several who can play the parts of Mary, the servants, Jesus and the disciples. Print the dialogue on cards for them to read.

### Flashcard 1-5



It's interesting that Jesus chose to use these purification jars for His miracle. The custom of purification by water was instituted by Jewish law, but Jesus had come to show a new way and to bring a new covenant through His blood.



#### Teaching Card

Show card with teaching emphasis for the saved child. If you have older children, you may want to discuss why God sometimes chooses to solve a problem differently than we expect. Let them think through some of the reasons. Your auditory learners need to discuss truths they are learning.

#### Flashcard 1-6



#### Teaching Card

Show card with teaching emphasis for the saved child.

Even though they didn't understand, they did what Jesus asked, filling each jar to the brim. The jars probably held about 25 gallons each, so it took a lot of water to fill them! When all six jars were filled, Jesus told the servants, "Take some out and serve it to the master (man in charge) of the feast."

The servants must have been puzzled by Jesus' instructions. But as they began filling their pitchers from the large jars of water, they couldn't believe what they saw. It wasn't water flowing into their pitchers, but rich, red wine! It was a miracle! How could Jesus do that? (*Allow response.*) Jesus is the all-powerful Son of God—nothing is too hard for Him! Jesus can help with any problem.

If you are a Christian, trust Jesus, God's all-powerful Son, to help you with your problems. He has control over all things—over people and circumstances. But remember that He also has a plan for your life. He may not choose to solve your problems the way you think He should.

Instead of praying for a new teacher when you have a difficult one, just tell God about the difficulty. Maybe He will choose to give you a new teacher, or maybe He will choose not to so He can teach you to have patience and courage. Instead of praying that no one buys your house so your family doesn't have to move, tell God how you feel about moving. He may choose to keep your family where you are or He might let your family move and teach you to depend on Him in new situations. He may even have some special friends for you to meet in your new neighborhood.

God wants you to bring your problems to Him and to tell Him how you feel. Then He wants you to trust Him to do what is best for you. God is powerful enough to do anything! But He is also too wise to do the wrong thing, and He loves you far too much to ever allow anything in your life that is not for your good. Our memory verse today says, (*quote Isaiah 26:4*). The name Jehovah means almighty God. You can trust Jesus, God's all-powerful Son, to help you with your problems.

Jesus can help with any problem. He can even change water into wine! Jesus had done a miracle to solve the problem at the wedding in Cana.

(See diagram 1-5. Remove 2C-3.)

When the master of the wedding feast tasted the wine, he was delighted. He didn't know about the miracle that had just taken place. He hurried to find the groom and said to him, "I've never known anyone to serve their best wine last! At most weddings the best wine is served first, but this is the best wine of all!"

Why did Jesus do this miracle? Did He do it to impress the wedding guests? No. The Bible tells us why He did it.

### CLIMAX

This was Jesus' first miracle to show His glory as the all-powerful Son of God!

### CONCLUSION

The servants who saw the water changed into wine must have never forgotten that day! But this miracle meant even more to Jesus' disciples. They had seen something that only God could do. The Bible says they believed on Jesus. They put their trust in Him.

(Remove figures.)

### CHALLENGE

If you are a Christian, will you put your trust in Him? Will you trust Jesus, God's all-powerful Son, to help you with your problems? When you are troubled by a problem this week, tell God about it. Don't try to tell Him what to do,

just tell Him the problem and how you feel. Thank Him for His perfect plan for your life. Thank Him for loving you and trust Him to help in the way that is best for you. What does our memory verse say? (*Quote Isaiah 26:4 together.*)

Maybe right now you're facing a problem that you need to talk to God about. Let's take a moment to silently pray. If you aren't facing a problem, you can pray for someone you know who is. (*Allow time for silent prayer.*) Trust God to work in the situation you prayed about. Next week you can share with us how God is helping.

## INVITATION

Perhaps you are not a Christian—you have never trusted the Lord Jesus as your Savior. You have learned today who Jesus truly is. He is the all-powerful Son of God. He has already solved the greatest problem you will ever have! He is the one who died for you and rose again so that your sin could be forgiven. The Bible says, "He that believeth on the Son hath everlasting life" (John 3:36). Will you turn from your sin, believing on the Lord Jesus as the Son of God, the only one who can forgive your sin? If you do that, God promises that you will be forgiven and have everlasting life in Heaven someday. God will change you on the inside and give you a new "want to" to please Him.

Please bow you heads and close your eyes. If you would like to believe on the Lord Jesus as your Savior today, please show me by looking up at me. (*Acknowledge responses.*) You may all open your eyes. If you looked up to show you want to believe on the Lord Jesus, please meet me (*designate time and location*) so I can show you from the Bible how you can have everlasting life.

## Review Questions

1. What was the name of the town where the wedding took place? (*Cana.*)
2. How was a wedding of Jesus' time different from a wedding today? (*There was a procession through the streets and a feast that lasted several days at the groom's house.*)
3. What did the guests do as they arrived at the wedding? (*Washed their hands and feet with water from large jars.*)
4. Who told Jesus that the wine was gone? (*His mother, Mary.*)
5. What did Jesus mean when He said His time had not yet come? (*He was reminding Mary that He came to do God's will in God's perfect time.*)
6. What did Jesus tell the servants to do? (*Fill six large stone jars with water and take some to the master of the feast.*)
7. Why did Jesus turn the water to wine? (*To show His glory as the all-powerful Son of God.*)
8. What did the disciples do when they saw Jesus' miracle? (*They believed in Him.*)
9. Why does God sometimes choose not to solve your problems the way you want? (*He has a perfect plan that He is working out in your life.*)
10. What should you do when you have a problem this week? (*Tell God about it, thank Him for His perfect plan and for loving you, then trust Him to help you in the best way.*)
11. How did Jesus solve the greatest problem you will ever have—the problem of sin? (*He died on the cross and rose again so your sin could be forgiven.*)
12. What does the Bible say you will receive if you trust in the Lord Jesus as your Savior? (*Forgiveness of sin and everlasting life in Heaven someday.*)

## Preschool Review Questions

1. At the wedding who told Jesus that the wine was gone? (*His mother, Mary.*)
2. When they were out of wine what did Jesus tell the servants to do? (*Fill the large stone jars with water.*)
3. What did Jesus do to the water in the jars? (*He turned it to wine.*)
4. Who can help you with your problems? (*Jesus.*)



Invite children to receive the Lord Jesus using this method or one you have found effective. Refer to "How to Lead a Child to Christ," inside front cover, for further instruction.

### Preschool Invitation


Use Romans 10:13 and "call upon" terminology. Sing "Nothing But the Blood."

### Review Game

"Human Tic-Tac-Toe"

Set up the playing area with nine chairs or create a grid (see diagram below) on the floor using rope or tape. Divide the class into two groups: the X's and the O's. Have the teams take turns answering questions. When a child answers correctly he may stand or sit in the square he chooses. The first team to get three of its members in a row vertically, horizontally or diagonally wins.

If desired this game can also be played using a large sheet of paper and a marker.



### Preschool Review Game

"Tic-Tac-Toe"

Play the games as directed above but use five game pieces of one color or shape and five of another. No need to divide into teams. Let a preschooler answer a question and place a game piece in a tic-tac-toe grid formed with yarn on a flannelboard or drawn with ink on poster board. The next preschooler uses the other shape. Preschoolers will enjoy placing the pieces and clapping when three of the same are aligned.

# Nicodemus Hears the Good News

## Outline

- I. INTRODUCTION**  
The night was dark and quiet as Nicodemus walked through the shadowy streets of Jerusalem.
- II. PROGRESSION OF EVENTS**
- A. Nicodemus, a religious leader, went to see Jesus at night. (3:1-2)
  - B. Nicodemus said Jesus' miracles showed He was a teacher sent from God. (3:2)
  - C. Jesus responded, saying that no one can see the kingdom of God unless he is born again. (3:3)
  - D. Nicodemus questioned how a man could be born a second time. (3:4)
  - E. Jesus told Nicodemus not to be surprised at what He said, but Nicodemus was still confused and asked how these things could be. (3:5-9)
  - F. Jesus rebuked Nicodemus for not knowing these things even though he was a teacher of the law. (3:10)
  - G. Jesus explained how just as Moses lifted up a bronze serpent in the desert, the Son of Man must also be lifted up. (3:11-15)
  - H. To correct Nicodemus's wrong ideas about God, Jesus told about God's love for the whole world. (3:16-21)
- III. CLIMAX**  
Nicodemus became a follower of the Lord Jesus Christ!
- IV. CONCLUSION**  
After Jesus' crucifixion, Nicodemus took spices and helped prepare Jesus' body for burial. (19:38-42)  
**Invitation (unsaved child):** You must be born again to have your sins forgiven. [John 3:16]

Scripture verses in parentheses are background text. Bracketed verses should be quoted or read from God's Word.

Lesson Overview	
<b>Scripture</b>	John 3:1-21; 19:38-42
<b>Memory Verse</b>	John 3:3 "...Except a man be born again, he cannot see the kingdom of God."
<b>Teaching Objective</b>	The unsaved child will be born again by trusting in the Lord Jesus Christ.
<b>Main Teaching</b>	You must be born again to have your sins forgiven.
<b>Emphasis for Saved</b>	Thank God that you are a new person in Christ.
<b>Visual Aids</b>	2C-6—13

Schedule		
Before Club	Complete attendance record, listen to each child recite previous verse, "Autograph Contest" attendance incentive	—
Opening	Welcome, prayer, review rules	3 min
Theme Song	"Good News Club Theme Song" or "Good News"	2 min
Memory Verse	(Review previous verse) John 3:3 Repetition: Crazy Cards	8 min
Song	"Nothing But the Blood," page 8 (visualized song)	3 min
Bible Lesson/ Invitation	<b>Nicodemus Hears the Good News</b> Review previous lesson, discuss last week's quiet time quest sheet and what each child learned	20 min
Missions	Song: "What About My Neighbor?" Story: <i>Mountain Pathways</i> , part 2 "Children Reaching Children" missions chart, emphasis, prayer	10 min
Song	"Trinity Song"	3 min
Review	"Giant Steps" review game and/or "New Life Charades" growth activity	10 min
Closing	Announcements, prayer, explain and hand out quiet time quest sheets or verse tokens	1 min

**Extended Class Time:** Use additional sidebar activities.



## Teaching the Memory Verse

**Memory Verse:** John 3:3

“...Except a man be born again, he cannot see the kingdom of God.”

**Introduction:** When do you celebrate the day you were born? (*Your birthday.*) Did you know that you can be born again and have a second birthday? Our Bible verse talks about it.

**Presentation:** (*Show your Bible, explaining that it is the Word of God. Read the verse from your Bible and describe how you found it. Have the children read the verse with you from the verse visual.*)

**Explanation:** *Except a man be born again*—You were born once as a baby. To be forgiven of your sins you need to be born a second time by trusting Jesus as your Savior. When you do that, God’s Holy Spirit comes to live inside you and you become a new person in Christ. You have new life—everlasting life.  
*he cannot see the kingdom of God*—Unless you are born again, you won’t be able to go to Heaven someday.

**Application:** *Unsaved:* The good news is that you can be born again—even today! If you have never trusted Jesus as your Savior, listen carefully during the lesson to find out how.  
*Saved:* If you have already trusted Jesus as your Savior, you’ve had your second birthday. You’ve been born again! Have you thanked God lately for making you a new person in Christ?

**Repetition:** Crazy Cards  
(*Write each of the following phrases on a note card: blink your eyes, touch your head with your hands, fold your arms, march, turn around slowly, stand on one foot, rub your stomach, jump up and down. Fan the cards in your hand and allow a child to pick one. The class then does what the card says while repeating the verse. Continue until all cards have been drawn.*)

## Lesson INTRODUCTION

(*See diagram 2-1. Place Nicodemus walking, 2C-6.*)

The night was dark and quiet. The only sound was the soft shuffling of sandals as Nicodemus, an important religious leader, walked quickly through the shadowy streets of Jerusalem. Nicodemus was well respected by the other leaders, but what would they think if they knew where he was going? Nicodemus had some troubling questions, and he knew only one person who could provide the answers!

### PROGRESSION OF EVENTS

As he arrived at his destination, perhaps Nicodemus glanced around, hoping he had not been seen. The Bible doesn’t say where Nicodemus went. It might have been to a house or a quiet garden on a hill outside the city. Finally he found himself face to face with the one he had been searching for—the Lord Jesus Christ.

(*See diagram 2-2. Place Jesus talking, 2C-7.*)

Nicodemus knew about the Lord Jesus. People throughout Jerusalem were talking about this man of God and His teaching and wonderful power. Nicodemus believed that Jesus was sent by God, but he wanted to know more.

### Preschool Memory Verse

Review Romans 10:13.

You might also have a child hold up a picture of a birthday cake as the group sings “Happy Birthday”: *Happy birthday to you! Happy birthday to you! Born again means salvation; how many have you?*

Have fun with the repetition activity but be careful to show respect for God’s Word.

### Preschool Repetition

“Verse in Motion”

Repeat the verse using motions: *Romans 10:13* (open hands to form Bible), *for whosoever* (point to children), *shall call upon* (fold hands in prayer and bow head), *the name of the Lord* (point up), *shall be saved* (fold arms across chest), *Romans 10:13* (open hands to form Bible).

### Flashcard 2-1

Present the introduction with suspense in your voice. To add interest the conversation between Jesus and Nicodemus could be role-played throughout your lesson.

Nicodemus (Nick-oh-DEE-mus)  
Let children practice saying his name with you. Your auditory learners benefit from repeating names and key words.

Have preschoolers walk quietly on tiptoes.

### Flashcard 2-2

Your visual learners will appreciate locating Jerusalem on a map.

Nicodemus may have come to Jesus at night to avoid the ever-present crowds, but most likely he did it to avoid the disapproval of other Sanhedrin members and to ensure a private conversation.

Have preschoolers say, "Nicodemus was a sinner."

**Flashcard 2-3**

You may want to place 2C-8—9 on a small flannelboard.



Have preschoolers say, "I am a sinner."

**Flashcard 2-4**

See Numbers 21:4-9.

Assured that they were alone, Nicodemus spoke. "Teacher," he said, "we know from the miracles You do that You are a teacher sent from God. No one could do these things except by God's power."

Jesus must have surprised Nicodemus when He answered. Nicodemus had been talking about Jesus, but Jesus wanted to talk about Nicodemus! Our memory verse tells what He said. (*Quote John 3:3 together.*) Jesus was speaking about being part of God's family.

Nicodemus must have frowned in confusion. He was one of the Pharisees, a group who took great pride in knowing the Scriptures and obeying the laws found in the Old Testament and in other Jewish writings. He had studied the Scriptures and taught others about God, but this answer from Jesus puzzled him. "How can a man be born when he is old?" Nicodemus asked. "Can he become a baby and be born from his mother again?"

Then Jesus said to Nicodemus, "Don't be surprised that I said to you, 'You must be born again.'"

Jesus was talking about becoming a new person—being changed by God on the inside. Nicodemus needed to turn to Jesus and trust Him in order to be born again. Why did Nicodemus need to be born again? He was a sinner.

(*See diagram 2-3. Place child with dark heart, 2C-8.*)

You are also a sinner. You were born that way. Sin is anything you and I think, say or do that breaks God's laws. The Bible says, "Scripture hath concluded [decided or agreed] all under sin" (Gal. 3:22). Everyone in the world, including you, is born with a sin nature (a desire to do sinful things like being selfish or acting mean toward others). Your sin separates you from God, who is pure from all sin. The final punishment for sin is to be separated from God forever in a terrible place of darkness and sadness. Sin is a big problem. You can't get rid of it yourself or hide it from God.

(*See diagram 2-4. Place child with clean heart, 2C-9.*)

The only way to have your sins forgiven is to be born again—changed on the inside. Only God can do that for you! You need to be born again because you're a sinner.

Nicodemus was a sinner. Jesus was telling him he needed to be born again. He needed to turn to Jesus and trust Him.

(*Remove 2C-8—9.*)

Nicodemus was still confused. He had always thought that belonging to God had to do with being a Jew and keeping God's laws. What Jesus was telling him was very different. "How can these things be?" he asked.

"You are a teacher of Israel (the Jews)," Jesus replied, "and you still don't understand?" Jesus knew that Nicodemus had missed a very important teaching in the Old Testament. To help Nicodemus understand, Jesus reminded him of something that had happened hundreds of years earlier.

The Jewish people were traveling from Egypt to the land God had promised to give them. Even though God had miraculously cared for them, the people grumbled and complained. They were angry with their leader, Moses, and with God. Instead of thanking God for the loving way He provided for them, they sinned against Him by complaining.

(*See diagram 2-5. Place people being bitten by snakes, 2C-10.*)

In punishment for their sin, God sent poisonous snakes among the people. As the deadly snakes slithered along the ground, many people were bitten and died. Others cried to Moses, begging him to ask God to remove the snakes. Moses prayed for the people and God answered by making a way for the people who were bitten by the snakes to be healed. God told Moses to make a snake out of brass and lift it up on a pole. God told Moses, "Anyone who looks at the snake of brass will live."

(See diagram 2-6. Place brass serpent on pole, 2C-11.)

Moses followed God's instructions. He urged the people to look at the brass snake lifted high on the pole. Those who believed God and looked at the snake lived, just as God had said.

(See diagram 2-7. Replace 2C-10 with Jesus on cross, 2C-12.)

Nicodemus probably nodded his head as he listened to the familiar story. Then Jesus may have pointed to Himself as He said to Nicodemus, "As Moses lifted up the serpent in the wilderness, so must the Son of Man (Jesus) be lifted up, that whoever believes in Him should not perish (be separated from God forever) but have eternal life." Jesus was telling Nicodemus that He, the Son of God, was going to be lifted up on a cross. He would die for the sins of the whole world—even Nicodemus's sins.

Jesus died for your sins. The Bible tells us that Jesus, God the Son, lived a perfect life and never sinned. He didn't deserve to be punished but was put to death as a criminal by being nailed to a wooden cross. God took our sins and put them on the Lord Jesus, "who his own self bare [took on Himself] our sins in his own body on the tree [cross]" (1 Pet. 2:24). God punished His own Son as if He had sinned. Jesus suffered, bled and died for you. He was buried and then on the third day God raised Him from the dead. He's alive today in Heaven. If you believe in the Lord Jesus and trust Him to forgive you, you will be born again. You will become part of God's kingdom and have everlasting life. Then you won't have to die in your sins and be separated from God forever but will be able to live with Him in Heaven someday. How wonderful that God gave His only Son to die for your sins.

Jesus was telling Nicodemus that He, the Son of God, was going to be lifted up on a cross. He would die for the sins of the whole world—even Nicodemus's sins.

(See diagram 2-8. Remove 2C-11, 12.)

Many questions must have filled Nicodemus's mind. *Was this really true? Was Jesus the Son of God who came to die for sin? Why would God give His Son this way?*

Jesus' next words gave the answers. He spoke the good news of John 3:16, a verse many of you know. (Quote verse together.)

"Nicodemus," Jesus was saying, "God sent Me to make this way for you to be forgiven because He loves you!"

And God loves you too! He is your Creator. He made everything in the world—the trees, mountains, animals and stars. But you are God's special creation and He made you just as He wanted you to be. He knows you better than anyone ever could. He even knows about your sin. God is holy (100 percent pure), and He hates sin. He says your sin must be punished. But because God's love is so great He sent the Lord Jesus to take the punishment for you. The Bible says, "For God so loved the world" (John 3:16). God loves all the people He created. He loved you before you even knew about Him. He wants you to believe in His Son so you won't perish (die in your sin and be separated forever from God) but have everlasting life. Everlasting life is not only life that lasts forever with God in Heaven, but it is also God's own life. His life in you will change you on the inside. You will be born again as God's child. God wants to do this for you because He loves you!

God loved Nicodemus too. That's why He sent Jesus to die for Nicodemus's sin. Jesus went on to explain that those who refuse to believe in Him are already condemned (found guilty and deserving of punishment) for their unforgiven sin. They are not born again, and they will be punished.

(See diagram 2-9. Remove 2C-7.)

## Flashcard 2-5

### Preschool Song

Sing "Three in One." Have preschoolers say, "Jesus died for Nicodemus."



Have preschoolers say, "Jesus died for me."

Have preschoolers say, "God loved Nicodemus!"



Have preschoolers say, "God loves me!"



## Flashcard 2-1

Although Scripture does not specifically say Nicodemus was born again, many commentators believe his life indicates this change. At first he came to Jesus secretly, but later he spoke up for Jesus and helped bury His body. See John 7:45-52; 19:38-42.

## Flashcard 2-6

### Preschool Song

Sing "Nothing But the Blood."

Tactful learners would appreciate smelling and passing around spices to remind them of the spices Nicodemus used.



### Teaching Card

Show card with teaching emphasis for the saved child: *Thank God that you are a new person in Christ.*



Invite children to receive the Lord Jesus using this method or one you have found effective. Refer to "How to Lead a Child to Christ," inside front cover, for further instruction.

### Preschool Invitation

Use Romans 10:13 and "call upon" terminology. Sing "Good News."

What happened as the conversation between Jesus and Nicodemus ended? Did Nicodemus bow before Jesus and ask to be forgiven? Did he slip out into the dark streets and return to his home to think about all that Jesus had told him? The Bible doesn't tell us. But Jesus' words must have had a powerful effect on Nicodemus's heart. That night, or maybe it was sometime later, Nicodemus believed.

## CLIMAX

Nicodemus became a follower of the Lord Jesus Christ!

## CONCLUSION

How do we know this is true? We can see a change in Nicodemus sometime later.

*(See diagram 2-10. Replace 2C-6 with Nicodemus holding spices, 2C-13.)*

After Jesus suffered and died for sin on the cross, the Bible says a man named Joseph asked permission to take Jesus' body and prepare it for burial. He and a friend took spices and lovingly wrapped the body. That friend was Nicodemus! This important religious leader who first came to Jesus secretly at night now openly showed his love for Jesus. God had changed Nicodemus on the inside—he was a new person in Christ!

If you've been born again, thank God that you are a new person in Christ. The Bible says, "If any man [woman, boy or girl] be in Christ, he is a new creature [new person in Christ]: old things are passed away; behold, all things are become new" (2 Cor. 5:17). Think about what God has done for you. First, He has forgiven your sin—something no one else could do! Second, He has given you new life. He has changed you on the inside so that instead of doing wrong things you used to do, now you can live to please God and worship Him. Third, He has made you part of His family. You are God's child and can enjoy all the privileges of belonging to God, like knowing God will take care of you, meet your needs, guide you and give you the power to say no to sin. Fourth, God has given you everlasting life. Your new life in Christ will last forever. Someday you will go to Heaven, where you will never be separated from God. Does your life show that you have been changed on the inside? Will you take time right now to say a silent thank-you prayer to God for what He's done for you? *(Pause for silent prayer.)* Take time each day to thank God that you are a new person in Christ!

God had changed Nicodemus on the inside—he was a new person in Christ!

*(Remove figure.)*

## INVITATION

How about you? You have heard today that you must be born again to have your sins forgiven. Jesus said, "Whosoever believeth in him [trusts completely in the Lord Jesus and His death on the cross] should not perish [be separated from God forever], but have everlasting life" (John 3:16). Jesus died and rose again so that you could be born again and live forever with God. If you're sorry about your sin and want to live a new life, will you turn to Jesus, believing in Him today? He will forgive your sin and make you a new person on the inside.

Please bow your heads and close your eyes. If you would like to be born again by believing in the Lord Jesus as your Savior, will you show me by standing right where you are? *(Acknowledge responses.)* Those who are standing may meet me now *(designate location)* so I can show you from the Bible how you can be born again. You may all open your eyes.

## Review Questions

1. When Nicodemus met Jesus at night, who did he think Jesus was? *(A teacher sent by God.)*
2. Is Jesus more than a teacher? *(Yes, He is the Son of God.)*
3. Why did Nicodemus think Jesus was a teacher sent from God? *(Jesus performed miracles.)*
4. What strange thing did Jesus tell Nicodemus? *(Unless someone is born again he cannot see the kingdom of God.)*
5. What does it mean to be born again? *(To be changed by God on the inside by trusting Christ as Savior.)*
6. Why do you need to be born again? *(You need to have your sin forgiven so you can go to Heaven.)*
7. In the story Jesus told, how could the people bitten by snakes be healed? *(By looking at a brass snake which God told Moses to make and place on a pole.)*
8. How was Jesus like that brass snake? *(He was lifted up on a cross; He provided the only way for people to be saved.)*
9. Why was God willing to give His own Son to die for you? *(God loves you.)*
10. How did Nicodemus show that he loved Jesus? *(After Jesus died he took spices and wrapped Jesus' body.)*
11. What are some things God does for you when you believe in Jesus as Savior? *(He forgives your sin; He makes you part of His family; He gives you everlasting life.)*
12. What should you say to God for all the good He has done? *(Thank You.)*

## Preschool Review Questions

1. What strange thing did Jesus tell Nicodemus? *(He needed to be born again.)*
2. What did Jesus do so we could belong to God's family? *(He died on the cross for our sin.)*
3. Why was Jesus willing to die for you? *(He loves you.)*
4. When you are born again whose family do you belong to? *(God's family.)*

## Growth Activity

### New Life Charades

Photocopy and cut out the situations below and fan in your hand. Let one child at a time draw one and silently act it out as others try to guess what action is being portrayed. Discuss each situation after it is guessed correctly. Help the children view these and other situations as opportunities to show their new life in Christ.

Pray before you eat lunch at school.	Read your Bible when you get up in the morning.
Tell a friend about the Lord Jesus.	Resist the temptations to steal something at a store.
Choose not to cheat on a test.	Obey your parents by turning off the TV and doing your homework.

Permission is given to photocopy this page for club or class use.

### Review Game

#### "Giant Steps"

Write a number beside each question. Have all the children line up facing you. (If you have a large group, divide into teams and have each team gather together.) When a child answers a question correctly he may take as many giant steps forward as the number written beside the question. (If playing in teams have the next child take his giant steps beginning where the first child left off.) The first person (or team) to cross the finish line wins.

If playing in a small area you might want to use two flannelgraph figures to represent the teams. Let the teams move their figures across the flannelboard to a yarn finish line.

### Preschool Review Game

#### "Giant Steps"

Follow the instructions given above but do not divide into teams.

# Samaritans Find Living Water

## Outline

- I. INTRODUCTION**  
Have you ever been incredibly thirsty?
- II. PROGRESSION OF EVENTS**
  - A. After preaching in Judea, Jesus decided to return to Galilee by way of Samaria. (4:1-4)
  - B. Jesus stopped to rest at a well in Samaria while the disciples went into the city to buy food. (4:6, 8)
  - C. When a Samaritan woman came for water, Jesus asked for a drink. (4:7)
  - D. Surprised, the woman asked how He as a Jew could ask her for a drink. (4:9)
  - E. Jesus told the woman that if she knew who He was she would ask for living water, but the woman didn't understand. (4:10-15)
  - F. Jesus challenged the woman to consider her own sinful condition by instructing her to bring her husband. (4:16-18)
  - G. The woman tried to change the subject by asking about the proper place to worship. (4:19-24)
  - H. When the woman told Jesus the coming Messiah would explain these things, Jesus revealed His identity. (4:25-26)
- III. CLIMAX**  
The Samaritan woman received the living water— she trusted Jesus as her Savior!
- IV. CONCLUSION**
  - A. The disciples returned to the well. (4:27)
  - B. Leaving her water jar, the woman ran to the city to tell about Jesus. (4:28-29)
  - C. People from the city came to see Jesus, and many believed. (4:30, 39-42)

**Invitation (unsaved child):** You can know Jesus as your Savior. [Rom. 10:13]

Scripture verses in parentheses are background text. Bracketted verses should be quoted or read from God's Word.



## Lesson Overview

<b>Scripture</b>	John 4:1-30, 34-42
<b>Memory Verse</b>	Romans 10:13 "For whosoever shall call upon the name of the Lord shall be saved."
<b>Teaching Objective</b>	The unsaved child will call on the Lord Jesus Christ as his Savior to satisfy his spiritual thirst.
<b>Main Teaching</b>	You can know Jesus as your Savior.
<b>Emphasis for Saved</b>	Share with others the good news of the Savior.
<b>Visual Aids</b>	2C-1--2, 14--21

Schedule		
Before Club	Complete attendance record, listen to each child recite previous verse, "Autograph Contest" attendance incentive	—
Opening	Welcome, prayer, review rules	3 min
Theme Song	"Good News Club Theme Song" or "Good News,"	2 min
Missions	Song: "What About My Neighbor?" Story: <i>Mountain Pathways</i> , part 3 "Children Reaching Children" missions chart, emphasis, prayer	10 min
Memory Verse	(Review previous verses) Romans 10:13 Repetition: Make a Sandwich	8 min
Song	"Trinity Song"	3 min
Bible Lesson/ Invitation	<b>Samaritans Find Living Water</b> Review previous lesson, discuss last week's quiet time quest sheet and what each child learned	20 min
Song	"Nothing But the Blood"	3 min
Review	"Ruler in the Ring" review game and/or "What to Say" growth activity	10 min
Closing	Announcements, prayer, explain and hand out quiet time quest sheets or verse tokens	1 min

**Extended Class Time:** Use additional sidebar activities.



## Teaching the Memory Verse

**Memory Verse:** Romans 10:13  
“For whosoever shall call upon the name of the Lord shall be saved.”

**Introduction:** *(Hold up a telephone.)* What do you do with a telephone? *(Allow response.)* You call people, right? Our verse today talks about calling on the name of the Lord. Does that mean calling on the telephone? Let’s find out.

**Presentation:** *(Show your Bible, explaining that it is the Word of God. Read the verse from your Bible and describe how you found it. Have the children read the verse with you from the verse visual.)*

**Explanation:** *For whosoever shall call upon the name of the Lord*—Anyone who calls upon the Lord Jesus as Savior. You call on the Lord Jesus by admitting you have sinned (done wrong things), believing He took the punishment for your sin when He died on the cross and asking Him to be your Savior. *shall be saved*—When you call upon the Lord Jesus, God promises to rescue you from the punishment you deserve for your sin.

**Application:** *Unsaved:* If you have never called on the name of the Lord Jesus, you can do that today. Then you will know Jesus as your Savior and be saved from sin’s punishment.  
*Saved:* If you have already called on the name of the Lord Jesus, God has saved you from sin’s punishment. Be sure to share the good news of the Savior with others so they can be saved too.

**Repetition:** Make a Sandwich  
*(Use your hands to make a pretend sandwich as you say the verse. One hand represents the reference and stays in place palm up as the bottom slice of bread. Use the other hand to add a pretend ingredient for each word, moving further up from the bottom hand. The second time you say the reference add the top slice of bread, which is placed palm down above all the pretend ingredients. The highlight of this game is eating the pretend sandwich really fast. Repeat as interest and time allow.)*

## Lesson

### INTRODUCTION

Have you ever been incredibly thirsty? *(Briefly discuss.)* When you’re thirsty, nothing tastes as good as a cold drink of water! Of course that water can only satisfy for a while, then you need another drink. But did you know that Jesus said He could give you water that would last forever? One day Jesus met a woman who needed that special kind of water.

### PROGRESSION OF EVENTS

*(See diagram 3-1. Place Jesus and disciples, 2C-1—2.)*

After much preaching and teaching in Judea, the Lord Jesus, God’s own Son, decided to go back to Galilee. The fastest way to get there was through the land of Samaria, but that wasn’t a popular way. Most Jews went far out of their way to avoid Samaritan people. But the Lord Jesus knew there was someone in Samaria who needed to know Him, so He chose to walk right through Samaria.

Jesus’ special followers, the disciples, trusted Him and went along. Since they had to walk it took a long time to travel. The hot sun bore down on them, and dust from the unpaved road stirred about their feet. As the day wore on, they grew tired and hungry. Even Jesus needed rest, food and water.

**Preschool Memory Verse**  
Review Romans 10:13.

### Preschool Repetition

“Make a Sandwich”  
Build pretend sandwiches as instructed but add only one ingredient per phrase.

You may want to have a glass of water on hand. Letting the children see the water and perhaps dip their fingers in it will make this introduction more concrete for visual and tactual learners. It would be wise to also have drinks on hand to enjoy now or at another point in the class.

Samaria (suh-MAR-ee-uh)  
Your visual learners will enjoy locating Judea, Galilee and Samaria on a map. Point out the direct route through Samaria as well as the route around Samaria that most Jews took.

### Flashcard 1-1

Samaritans were a “mixed race” of people formed by Israelites who intermarried with Gentile nations. Many of them also practiced a “mixed religion,” combining worship of God with idolatry. The Jews of Jesus’ day considered the Samaritans “unclean” and wanted nothing to do with them.

Preschoolers can pretend to walk with Jesus and the disciples, getting tired and hungry along the way.

#### Flashcard 3-1

Preschoolers would enjoy shaping wells out of play dough.

Preschoolers would enjoy pretending to fill a water jar and carry it on their shoulder the way a Samaritan woman would have.

#### Flashcard 3-2



Race makes no difference to God. He loves all people!

Teaching "Trinity Song" will help children better understand the relationship between God the Father and God the Son.

#### Flashcard 3-3

You may want to ask two children ahead of time to role-play this conversation. Print the dialogue on cards for them to read. Kinesthetic learners need this type of active participation.

#### Flashcard 3-4

Finally relief was in sight. Up ahead was the city of Sychar. The city well would be a good place to stop and rest. Jesus was probably extra tired because of the days He'd spent teaching before their journey. So while the disciples went to buy food, Jesus sat alone at the well.

*(See diagram 3-2. Remove figures; place Jesus at well, 2C-14.)*

The well was a big hole dug deep in the ground with stones around the outside. Way down deep in the hole, there was water. The well was important to the people. They had no faucets in their homes like we do. Instead the people went to the well with big jars to get the water they would need for the day. Every day the people (usually the women) came to draw water and carry it home to their families.

*(See diagram 3-3. Place woman with jar, 2C-15.)*

Jesus was resting by the well when He saw a Samaritan woman carrying a large jar. She ignored Jesus and prepared to fill the jar with water. But Jesus surprised her by asking, "Will you give Me a drink?" Now in that part of the world at that time, men seldom talked to women in public places. Most Jewish men would never talk to Samaritan women. But this man was different. He was Jesus, the perfect Son of God. He cared about this woman even though she was a Samaritan.

Jesus cares about you too. He loves you! Jesus is God. He is the one who created the world and all that is in it. He made the clouds and the sun. He made the animals and birds. God also made you, and He knows all about you. He knows your name and your age. He knows about your family. He knows about the problems in your life. He even knows about your sin. God is very different from you and me because He has no sin. In fact no sin can be where God is. But because God loves you, He sent His Son, Jesus, so you can know Him as your Savior. The Bible says, "God commendeth [demonstrated] his love toward us, in that, while we were yet sinners, Christ died for us" (Rom. 5:8). God showed His love by sending His Son to die for you. He wants you to call on Him to be saved from your sin today. His love for you is very great. He cares for you.

Jesus cared about the woman at the well even though she was a Samaritan. She didn't know Jesus was the perfect Son of God. She was startled when Jesus spoke to her.

*(See diagram 3-4. Replace 2C-15 with woman talking and jar, 2C-16—17.)*

The woman asked Him why He, being a Jew, would ask a Samaritan woman for a drink of water. Jesus answered by saying, "If you knew the gift of God, and who asks you for a drink, you would have asked for living water." The woman didn't realize she was talking to God the Son. If she had she would have asked for the special water God wanted to give her—the water of everlasting life.

But the woman didn't understand. She thought Jesus would give her special water from the well. "Sir," she said, "You have nothing to get the water with, and the well is deep. How can you get this water? Are You greater than Jacob, who dug this well?"

Of course the Lord Jesus is greater—He is God! He's the one who created water in the first place. Jesus could do anything He wanted to, but He was talking about something more important than water.

Jesus wanted her to understand. "Anyone who drinks this water will get thirsty again," He said. "But whoever drinks the water I give will never be thirsty. The water I give will become in him a well of water springing up to everlasting life."

*(See diagram 3-5. Place pitcher and Heaven ovals, 2C-18—19.)*

Jesus wanted the woman to think about Heaven, but she kept thinking about her physical thirst. "Sir," she said, "give me this water so that I won't get thirsty and have to come to this well for water." It was hard work coming to the well each day. How nice it would be to never get thirsty! The woman still didn't understand that Jesus wasn't talking about real water.

But Jesus didn't give up. Instead He made an unusual request. "Go call your husband and come back," He said.

The woman answered, "I have no husband."

Her answer didn't surprise Jesus. He knew all about the woman's life, because He is God. "That's true," Jesus said. "You have had five husbands and the man you're now living with is not your husband."

Jesus knew the woman was doing wrong things—she was sinning. Jesus wanted to satisfy her spiritual thirst, but first she needed to admit she was a sinner.

You and I are sinners too. Do you know what a sinner is? A sinner is a person who displeases God by breaking His laws. The Bible says, "All have sinned" (Rom. 5:12). From the time you are born, you're sinful (not right with God on the inside). That's why you have a "spiritual thirst." You want to do, think and say things your own way instead of God's right way. Can you think of times when boys and girls know what is right but choose not to do it? (*Let children give examples.*) You and I have sinned and we can't change ourselves. The Bible says, "The wages [pay] of sin is death [separation from God forever]" (Rom. 6:23). This separation from God is in a terrible place of punishment. You need to call on the Lord Jesus to forgive you. You can know Jesus as your Savior! But first you must be willing to admit you're a sinner.



Discussions help your auditory learners.

Jesus wanted the Samaritan woman to admit she was a sinner. She needed to do that before Jesus could satisfy her spiritual thirst.

(See diagram 3-6. Remove 2C-18—19.)

To help the woman see her sin, Jesus reminded her of her husbands and her sinful past. Wouldn't you be surprised if someone you didn't know began telling you about things you did a long time ago? This woman was surprised too! She thought Jesus must be a prophet, one who spoke for God, since He knew all about her.

The woman didn't like thinking about her sin, so she tried to change the subject. She said, "I know the Messiah (Christ) is coming. When He comes, He will tell us all things."

How surprised the woman must have been when Jesus said, "I am He." Jesus was the promised Messiah—the one to bring salvation to all people! Could it be true? The woman looked at Jesus in amazement. She was face to face with the Savior of the world! Only He had the power to save her from sin.

Only Jesus has the power to save you from sin. He is the perfect Son of God, who came to Earth as a baby. He never did anything sinful. He grew up to become a man, then people nailed Him to a cross to kill Him. His blood flowed on that cross as an offering—a payment for your sin and mine. He didn't deserve to die, but He willingly took the punishment you and I deserved. God punished His Son for your sin. After He died, Jesus was buried, but I'm so glad He didn't stay dead! The Bible says, "Christ died for our sins according to the Scriptures; and that he was buried, and that he rose again the third day according to the Scriptures" (1 Cor. 15:3-4). He rose from the grave by God's power, proving that His sin offering was accepted by our holy God for the sins of the world. You can know Jesus as your Savior. Only Jesus has the power to save you from sin.



**Preschool Song**  
Sing "Three in One."

Only Jesus had the power to save the woman from sin. The woman looked at Jesus in amazement. She was face to face with the Savior of the world!



## CLIMAX

The Samaritan woman received the living water—she trusted Jesus as her Savior!

## CONCLUSION

(See diagram 3-7. Place disciples, 2C-2.)

Just as Jesus and the woman were ending their conversation, His disciples returned with the food. They were amazed to find Jesus talking to a Samaritan woman, but they waited quietly.

(See diagram 3-8. Replace 2C-16 with woman running, 2C-20.)

Then to their surprise the woman suddenly left her water jar behind and rushed off toward the city. She could hardly wait to share the good news that the Savior had come!

If you have already called on Jesus, you can share the good news of the Savior with others too. Maybe you can think of friends or people in your family who don't know Jesus. God wants them to know about the living water of eternal life He offers through Jesus. And He wants to use you to tell them! The Bible says, "Ye are my witnesses, saith the LORD, and my servant whom I have chosen" (Isa. 43:10). A witness is someone who tells others what he knows. Will you be a witness by telling someone about Jesus this week? You can tell about what Jesus did so that your friend's sin could be forgiven. Tell how you called on the Lord Jesus as your Savior. In this way you will be sharing the good news of the Savior with others.

The Samaritan woman could hardly wait to share the good news that the Savior had come!

Entering the city, she joyfully proclaimed the good news as the people crowded around to hear. "Come see a man who told me everything I've done," she said. "Could He be the Christ?"

(See diagram 3-9. Remove 2C-20; place Samaritans, 2C-21.)

The people gladly came to Jesus. They were surprised at the woman's words and wanted to see if Jesus truly was the long-awaited Messiah. Many of the Samaritans believed on the Lord Jesus because of what the woman had said and because they heard Him for themselves. They trusted Jesus as their Savior, the only one who had power to forgive their sin and satisfy their spiritual thirst.

## INVITATION

What about you? Have you trusted Jesus as your Savior? Only Jesus has the power to satisfy your spiritual thirst. He can forgive your sin and change your life completely. Remember our memory verse? (*Quote Romans 10:13 together.*) You need to turn from your sin, calling on the Lord Jesus today.

Please bow your heads and close your eyes. If you would like to call on the Lord Jesus as your Savior, you can pray these words with me: "Dear Lord, I know I am a sinner. I believe that Jesus is Your Son who died and came alive again for me. Thank You for loving me so much. As I call on You, I am trusting You to completely forgive me. Thank You for saving me from the punishment of my sin. In Jesus' name. Amen." If you prayed that prayer with me, please meet me (*designate time and location*) so I can show you from the Bible how you can be sure you are saved.

### Flashcard 3-5

#### Preschool Song

Sing "Good News" while marching.



#### Teaching Card

Show card with teaching emphasis for the saved child: *Share with others the good news of the Savior.*

Children would enjoy role-playing this exciting part of the story. Preschoolers could pretend to be the woman calling out "Come, see Jesus!"

### Flashcard 3-6



Invite children to receive the Lord Jesus using this method or one you have found effective. Refer to "How to Lead a Child to Christ," inside front cover, for further instruction.

#### Preschool Invitation

Use Romans 10:13 and "call upon" terminology. Sing "Nothing But the Blood."

Pause briefly between phrases, allowing children to silently pray with you.

## Review Questions

1. Why did Jesus travel through Samaria even though most Jews didn't like the Samaritans? (*Jesus knew there was a woman in Samaria who needed to know Him.*)
2. Where did Jesus wait while the disciples went to buy food? (*Beside a well in Samaria.*)
3. What unusual thing did Jesus ask the Samaritan woman to do? (*Give Him a drink even though Jewish men did not speak to Samaritan women.*)
4. How was Jesus different from other Jewish men? (*Jesus cared about Samaritans and was willing to talk with them.*)
5. What are some of the things Jesus knows about you? (*Your name, age, family, problems, sin—everything!*)
6. What special type of water did Jesus say the woman could ask for? (*Living water.*)
7. What is living water? (*Everlasting life.*)
8. How did Jesus help the woman think about her sin? (*He told her to call her husband and come back; He said she'd had five husbands and was living with a man who was not her husband.*)
9. What does it mean to call upon the Lord to be saved? (*Asking Jesus to be your Savior, believing He took the punishment for your sin when He died on the cross.*)
10. When the Samaritan woman realized that Jesus was the Messiah, what did she do? (*Went to tell others that the Savior had come.*)
11. What does it mean to be a witness? (*To tell others what you know.*)
12. If you know someone who doesn't know Jesus, what should you do? (*Tell him about Jesus.*)

## Preschool Review Questions

1. What did Jesus ask the Samaritan woman to give Him? (*A drink of water.*)
2. What was the woman's problem? (*Sin.*)
3. What kind of water did Jesus say He could give her? (*Living water.*)
4. When the woman believed in Jesus, what did she do? (*She told others.*)

## Growth Activity

### What to Say

Discuss with the children how to share the Gospel with others. Ask what they would tell someone about sin, God's love, who Jesus is and what He did, what someone needs to do to be saved. You may want to record their answers on a dry erase board. If time allows two children could role-play a witnessing situation you describe.

### Review Game

#### "Ruler in the Ring"

Divide into two teams and let each choose its ruler. Have each team sit in a circle with its ruler in the middle. (For smaller groups create a rope circle for the ruler to sit in while his team sits outside it.) Ask questions alternately between the teams. As long as a team answers correctly, its ruler stays in the middle. If a team gives a wrong answer, its ruler must step out and sit with his team. The team then goes without a ruler until it answers another question correctly and chooses a new ruler to sit in the middle. The team having the fewest changes in leadership wins.

### Preschool Review Game

#### "Ruler in the Ring"

Have all the preschoolers sit in a circle. When a child answers a question, he may sit in the center of the circle. Then another child may answer a question and take his place. Use preschool questions from Lesson 1-3 and continue as interest and time allow. To give each child more time to sit in the circle you may want to have all the children repeat the memory verse before the next child answers a question.

You may want to give each child a tract to take home and share. Be sure to explain how to use the tract and practice during the class hour.

# Jesus Heals a Nobleman's Son

## Outline

### I. INTRODUCTION

The nobleman's house was filled with great sadness—someone was about to die!

### II. PROGRESSION OF EVENTS

- A. Jesus went to Cana, where a nobleman asked Him to heal his dying son. (4:46-47)
- B. Jesus said that the people needed to see miracles in order to believe. (4:48)
- C. The nobleman again begged Jesus to come before his son died. (4:49)
- D. Jesus told the nobleman to go home for his son would live. (4:50)
- E. The nobleman believed Jesus and began the trip home. (4:50)
- F. The servants met the nobleman on the way and told him his son was well. (4:51)



### III. CLIMAX

The same hour Jesus had spoken the words, the nobleman's son was healed! (4:52-53)

### IV. CONCLUSION

The nobleman and his whole household believed on Jesus. (4:53)

**Invitation (unsaved child):** Put your faith in Christ alone to save you from sin. [John 5:24]

**Emphasis for Saved:** God wants you to live by faith. [Rom. 1:17]

Scripture verses in parentheses are background text. Bracketed verses should be quoted or read from God's Word.



## Lesson Overview

**Scripture** John 4:46-53

**Memory Verse** Hebrews 11:6 "But without faith it is impossible to please him...."

**Teaching Objective** The unsaved child will put his faith in Christ alone for salvation.

**Main Teaching** Put your faith in Christ alone to save you from sin.

**Emphasis for Saved** God wants you to live by faith.

**Visual Aids** 2C-7, 22—26

Schedule		
Before Club	Complete attendance record, listen to each child recite previous verse, "Autograph Contest" attendance incentive	—
Opening	Welcome, prayer, review rules	3 min
Theme Song	"Good News Club Theme Song" or "Good News,"	2 min
Gospel Activity	(Review previous verses) Hebrews 11:6 Repetition: Topsy Turvy	8 min
Song	"Trinity Song"	3 min
Bible Lesson/ Invitation	<b>Jesus Heals a Nobleman's Son</b> Review previous lesson, discuss last week's quiet time quest sheet and what each child learned	20 min
Missions	Song: "What About My Neighbor?" Story: <i>Mountain Pathways</i> , part 4 "Children Reaching Children" missions chart, emphasis, prayer	10 min
Song	"One Step at a Time"	3 min
Review	"Come Over" review game and/or "Faith in God's Promises" growth activity	10 min
Closing	Announcements, prayer, explain and hand out quiet time quest sheets or verse tokens	1 min

**Extended Class Time:** Use additional sidebar activities.

## Teaching the Memory Verse

**Memory Verse:** Hebrews 11:6  
“But without faith it is impossible to please him....”

**Introduction:** *(Put a chair at the front of the classroom.)* Do you have faith (believe) that if you sit in this chair it will hold you up? *(Allow response.)* To really prove you have faith you have to actually sit in the chair. *(Have a volunteer sit in the chair.)* Our verse today talks about having faith.

**Presentation:** *(Show your Bible, explaining that it is the Word of God. Read the verse from your Bible and describe how you found it. Have the children read the verse with you from the verse visual.)*

**Explanation:** *But without faith*—Faith in God is completely believing what God says about Himself and what He will do.  
*it is impossible to please him*—The only way you can please God is by having faith in Him.

**Application:** *Unsaved:* The most important thing God wants you to believe is that His only Son, the Lord Jesus, came to Earth to die for your sin (wrong things you do). The only way you can please God and get to Heaven is through Jesus Christ. Have you shown your faith in God by believing on the Lord Jesus to save you from sin? If you haven't, listen carefully to the lesson to find out how you can believe on Him today!  
*Saved:* If you have already believed on the Lord Jesus to save you, God wants you to continue to live by faith. You need to obey Him and trust Him to keep all His promises.

**Repetition:** Topsy Turvy  
*(Say the verse with the visual right side up. Turn the visual sideways and have the children turn their heads to see the words while they repeat the verse. Continue turning the visual different directions while saying the verse.)*

## Lesson INTRODUCTION

Imagine what it would be like to live in a mansion. *(Briefly discuss.)* When Jesus lived on Earth there was a very nice house in the city of Capernaum. Perhaps it had a wonderful view across the blue waters of the Sea of Galilee. The man who owned it was called a nobleman because he was one of the king's officials. He probably had a number of servants and his family enjoyed the best of everything. But there was only sadness in the nobleman's house this day. Someone was about to die!

## PROGRESSION OF EVENTS

About 20 miles from the nobleman's home was the village of Cana. The Lord Jesus had performed His first miracle in Cana then had traveled to Samaria, where He met the woman at the well. Now He had returned to Cana and perhaps was staying at the home of His disciple Nathaniel. Word quickly spread throughout the area that Jesus was there. Eventually word reached the nobleman's home in Capernaum.

*(See diagram 4-1. Place nobleman, 2C-22.)*

The Bible says that the nobleman had a son who was sick with a high fever and about to die. Even though the nobleman was an important man, the doctors could not help his son. Apparently there was no cure for his illness. Imagine the deep sadness the family must have felt! All hope seemed to be gone.

**Preschool Memory Verse**  
Review Romans 10:13.

### Preschool Repetition

“Stop and Go”  
Repeat the verse with the preschoolers, motioning with your hand for them to go and holding your hand palm out to show them when to stop. You could also hold up stop and go signs, such as the “Stop” and “Go” song visuals produced by CEF Press.

Capernaum  
(kuh-PURR-nay-uhm)  
Having the children pronounce names of cities and people in the lesson will help your auditory learners remember them.

This man was probably an official of Herod Antipas. It's unclear whether he was a Gentile or Jew, but most commentators believe he was a Jew.

### Flashcard 4-1

Cana (KANE-nuh)  
Your visual learners will appreciate locating Cana on a map. You may want to let children briefly review the events from Lessons 1 and 3. Jesus' warm reception in Galilee had quickly turned to rejection, revealing that the people's acclaim for miracles did not translate into faith in Him as the Son of God.



(See diagram 4-2. Add wife, 2C-23.)

The nobleman knew about Jesus and His power to do miracles. “Do you think Jesus would come here and heal our son?” the nobleman’s wife may have asked.

“I’ll go find Him and beg Him to come!” the nobleman must have assured her. He knew this was a problem he couldn’t solve by himself.

Did you know you were born with a terrible problem you can’t solve by yourself? That problem is sin. Sin is wanting your own way instead of God’s way. Your desire to do things your way leads you to do sinful things like stealing, using curse words when you are angry or skipping school with your friends. The Bible says, “For all have sinned, and come short of the glory of God” (Rom. 3:23). You are a sinner and can never come close to God’s perfect holiness. In fact God says that you deserve to be separated from Him forever in a terrible place called Hell. Maybe you’ve been trusting the good things you do to please God so He will forgive your sin. But nothing you do can ever save you. God is the only one who can solve your sin problem. Sin is a terrible problem you can’t solve by yourself.

The nobleman had a problem he couldn’t solve by himself. Everything he had tried had failed.

(Remove 2C-23.)

The nobleman left his lovely home and hurried along the rocky road to Cana. He knew that every minute counted for his dying son. *Where in Cana will I find Jesus?* he must have wondered. *Will I be able to reach Him through the crowds? Will He agree to help me?*

Finally after many hours of travel, the nobleman could see the small village of Cana ahead. He may have asked where he could find Jesus, or perhaps he simply looked for a crowd of people, knowing Jesus would be nearby.

(See diagram 4-3. Place Jesus talking, 2C-7.)

At last the nobleman found Jesus in a large crowd. He boldly approached Jesus knowing He was his only hope. “Please,” he begged Jesus, “You must come with me quickly to Capernaum and heal my dying son!”

Jesus looked at the nobleman. Everywhere Jesus went many people came to Him. Some were truly desperate for His help. Others simply wanted to see a miracle.

“You people will not believe in Me unless you see miracles,” Jesus said. Didn’t Jesus feel sorry for the nobleman who was so worried? Didn’t He care about the man’s son who was near death? Yes, Jesus did care! He just wanted this man to have faith—to truly believe that He was God the Son. Jesus loved and cared about this nobleman and his son!

Jesus loves and cares about you too! He wants you to believe that He is God the Son. He is the Creator of the world and everything in it. He made the animals, mountains and planets; He is also the one who made you! God made you in His own image and you are special to Him. In the Bible God says, “I have loved thee [you] with an everlasting love” (Jer. 31:3). His love for you began long before you were born. Even though God made you to be like Him, He is far different. The Bible says God is holy (pure from all sin), but He loves you in spite of your sin. He wants you to believe that Jesus is God the Son. Jesus loves and cares about you!

Jesus loved and cared about the nobleman and his son. He wanted this man to have faith—to truly believe that He was God the Son.

(See diagram 4-4. Replace 2C-22 with nobleman pleading, 2C-24.)

The nobleman was desperate. “Sir,” he pleaded, “please come before my child dies!” Jesus recognized this man’s faith in Him. “You may go home,” Jesus gently replied. “Your son will live.”



#### Flashcard 4-2

Preschoolers could pretend to walk with the nobleman and search for Jesus. Post a sign saying “Cana” at one end of the room and a sign saying “Capernaum” at the other.

#### Flashcard 4-3

Your kinesthetic learners would enjoy role-playing this conversation.

#### Preschool Song

Sing “Three in One.”



#### Flashcard 4-4

The Bible says the man took Jesus at His word and left. He didn't insist that Jesus come with him. He simply believed (trusted) that Jesus' words were true. He had faith in Jesus Christ to solve his terrible problem.

You need to have faith in Christ to solve your terrible problem of sin. Jesus Christ is God the Son. He left His home in Heaven and came to Earth and lived a perfect life. Wicked men who hated Jesus had Him put to death on a cross. Jesus had the power to save Himself from death, but He chose to die for you. As the nails were driven into His hands and feet and His blood flowed out, God was punishing His Son for your sin. The Bible says, "Without shedding [giving] of blood is no remission [forgiveness]" (Heb. 9:22). Jesus was willing to die this awful death because this was God's way for you to be forgiven. After Jesus suffered and died for you, He was buried in a tomb. Three days later He came alive from the dead. He is alive forever in Heaven. God wants you to have faith that Jesus Christ is the Son of God, who took your punishment for sin. Our memory verse reminds us, (*quote Hebrews 11:6*). You need to have faith in Christ to solve your terrible problem of sin.

The nobleman had faith in Jesus Christ to solve his terrible problem. The Bible says he took Jesus at His word and began the 20-mile trip home. It would take him more than a day to travel that far on foot.

(See diagram 4-5. Remove figures; place nobleman walking, 2C-22.)

The nobleman must have hurried. With every step his hope grew stronger as he remembered Jesus' words, "Your son will live."

(See diagram 4-6. Add servants, 2C-25.)

As he neared Capernaum the next day, the nobleman looked down the road and saw his servants coming to meet him. Rushing up to him they exclaimed, "Your son is alive and well!" "When did he begin to feel better?" the nobleman asked. "Yesterday," the servants replied. "It was around the seventh hour when the fever left him."

The nobleman thought back to the day before. *The seventh hour—that's exactly the time I was talking with Jesus!* he must have realized with wonder.

## CLIMAX

The same hour Jesus had spoken the words, the nobleman's son was healed!

## CONCLUSION

(See diagram 4-7. Remove 2C-25; place wife and son, 2C-26.)

The nobleman hurried home. Inside he found his son alive and well. There was great joy in the nobleman's house that day. He must have told all in his household about his talk with the Lord Jesus. He must have told them how Jesus, the mighty God, had healed his son just by speaking the words! The Bible says that everyone in the nobleman's house believed. They didn't just know about Jesus, they had put their faith in the Lord Jesus as God the Son, their Savior.

(Remove figures.)

## INVITATION

Have you put your faith in Jesus as Savior? He died and rose again to take your punishment for sin. He is the only one who can forgive you and help you live a life that pleases God. Jesus said, "He that heareth my word, and believeth on him that sent me, hath everlasting life" (John 5:24). You have heard God's Word today—that you are a sinner but Jesus died and took the punishment for

### Flashcard 4-2



Preschoolers could pretend to hurry back to Capernaum.

### Flashcard 4-5

Add excitement by having several children role-play this part of the story. Your kinesthetic and tactual learners need active involvement.

Preschoolers can tell the happy message to the nobleman, "Your son is alive!"

Hold up a clock. According to Jewish time the seventh hour would have been one in the afternoon; in Roman time it would have been seven in the evening. But the point is that the miracle occurred at the exact time Jesus spoke the words!

### Flashcard 4-6



Invite children to receive the Lord Jesus using this method or one you have found effective. Refer to "How to Lead a Child to Christ," inside front cover, for further instruction.

### Preschool Invitation

Use Romans 10:13 and "call upon" terminology. Sing "Good News."



### Teaching Card

Show card with teaching emphasis for the saved child: *God wants you to live by faith.*

For preschoolers simplify these promises: Jesus is always with me; Jesus will give me what I need; Jesus cares for me.

### Review Game

"Come Over"

Divide the children into two teams and have them form two lines facing each other with one side of each line designated front. Ask questions of the teams alternately. When a team answers correctly a child from the other team joins it by moving from the front of his line to the back of the other team's line. The team with the most members after all questions have been asked wins.

This game can also be played sitting in groups. The child giving the correct answer could draw a colored slip of paper or wrapped candy out of a bag. Children on the other team wearing that color then come to his team.

your sin. Now you must believe (put your faith) in the Lord Jesus to forgive you. When you believe on Him, God promises to give you new life that will last forever. He will change you so you can live by faith and please Him. Will you believe on the Lord Jesus today?

Please bow your heads and close your eyes. If you would like to believe on the Lord Jesus as your Savior, please show me by looking up at me. (*Acknowledge responses.*) Those of you who are looking at me may meet me (*designate time and location*) so I can show you from God's Word how you can have His everlasting life. You may all open your eyes.

## EMPHASIS FOR SAVED

Maybe you have already put your faith in the Lord Jesus as your Savior. You know that He has forgiven your sin and you belong to Him. But that was only the beginning! Once you believe on the Lord Jesus as your Savior by faith, God wants you to continue to live by faith. He wants you to trust Him every day. There are many promises in the Bible for those who belong to God. He wants you to depend on those promises day by day. That's called living by faith. You can have faith that God is always with you in every situation (Heb. 13:5-6). You can have faith that God will provide for all your needs (Phil. 4:19). You can have faith that God is in control of all that happens to you (Rom. 8:28).

The Bible says, "The just [those who have been made right with God by putting their faith in Christ] shall live by faith" (Rom. 1:17). When you are tempted to worry about your problems, will you remember that God wants you to trust Him? He wants you to live by faith in the same way you have faith in the Lord Jesus as your Savior. (*Close in prayer, asking God to help the saved children live by faith.*)

## Review Questions

1. Who was very sick in the city of Capernaum? (*The son of a nobleman.*)
2. What did the nobleman do when He heard Jesus was in Cana? (*He traveled to Cana and begged Jesus to come heal his son.*)
3. What did Jesus tell the nobleman to do? (*Go home because his son would live.*)
4. How did the nobleman show that he had faith in Jesus' words? (*He started the trip home immediately.*)
5. According to our memory verse, why do you need to have faith? (*Without faith it is impossible to please God.*)
6. When was the nobleman's son healed? (*The seventh hour; at the time Jesus had said his son would live.*)
7. What happened to everyone in the nobleman's house as a result of the healing? (*They all believed on the Lord Jesus as their Savior.*)
8. Name one of God's promises you can put your faith in if Christ is your Savior. (*God is always with you—Heb. 13:5-6; God will provide for your needs—Phil. 4:19; God is in control—Rom. 8:28; etc.*)
9. What terrible problem do you have that you can't solve by yourself? (*Spiritual darkness; sin.*)
10. What is the punishment for sin? (*Separation from God forever in a terrible place called Hell.*)
11. What did Jesus do to pay for your sin? (*He died on the cross and rose again.*)
12. What is the only way to be saved from sin? (*Believe on the Lord Jesus as your Savior.*)

## Preschool Review Questions

1. What did the nobleman ask Jesus to do? (*Heal his son.*)
2. When the nobleman got home what had happened to his son? (*He had been healed.*)
3. What does faith mean? (*To believe or trust.*)
4. What happened to everyone in the nobleman's house? (*They all believed in Jesus as Savior.*)

### Growth Activity

#### Faith in God's Promises

Photocopy and cut out the verse references below and place facedown on a table. Let one child at a time choose a reference and try to find the verse in a Bible. Guide the child in finding the verse or if he knows how let him tell the other children what he's doing to find it. Have the child read the verse aloud and state the Bible promise. Discuss the promise and have the children think of a situation they would need to trust that promise in. Continue as interest and time allow.

<b>Isaiah 41:10</b>	<b>Philippians 4:6-7</b>
<b>Jeremiah 31:3</b>	<b>Romans 8:39</b>
<b>Hebrews 13:6</b>	<b>Philippians 4:19</b>
<b>Matthew 7:7</b>	<b>Romans 8:28</b>

Permission is given to photocopy this page for club or class use.

#### Preschool Review Game

##### "Pick a Figure"

Spread flocked figures from the lesson on a table near your flannelboard. When a child answers a question, he may choose a figure, tell something about it and place it on the board. You may want to use just the preschool questions from this lesson or also include questions and figures from the previous three lessons. Continue as interest and time allow.

If the children you teach are experienced at locating verses, you may want to have a sword drill to see who can find each verse first. Be sure to have one Bible per child or have the children pair up in teams of two.



# Bartimaeus Receives His Sight

## Outline

### I. INTRODUCTION

Imagine what it would be like to always be in darkness!

### II. PROGRESSION OF EVENTS

- A. Blind Bartimaeus sat by the roadside begging. (18:35)
- B. He heard a crowd going by and asked what was happening. (18:36)
- C. They told him Jesus was passing by. (18:37)
- D. Bartimaeus called out to Jesus, asking Him to have mercy on him. (18:38)
- E. The crowd tried to quiet Bartimaeus but he shouted even more. (18:39)
- F. Jesus stopped and ordered that Bartimaeus be brought to Him. (18:40)
- G. Jesus asked Bartimaeus what he wanted Him to do. (18:41)
- H. Bartimaeus asked to receive his sight. (18:41)
- I. Jesus told Bartimaeus to receive his sight because his faith had healed him. (18:42)



### III. CLIMAX

Bartimaeus had received his sight—he was no longer in darkness! (18:43)

### IV. CONCLUSION

- A. Bartimaeus followed Jesus, praising God. (18:43)
  - B. The people also praised God. (18:43)
- Invitation (unsaved child):** Only Jesus can take away your darkness of sin. [Rom. 10:13]



Scripture verses in parentheses are background text. Bracketted verses should be quoted or read from God's Word.

## Lesson Overview

Luke 18:35-43

**Memory Verse**  
John 8:12 "...I am the light of the world; he that followeth me shall not walk in darkness, but shall have the light of life."

**Teaching Objective**  
The unsaved child will call on Jesus, the light of the world, to take away his darkness of sin.

**Main Teaching**  
Only Jesus can take away your darkness of sin.

**Emphasis for Saved**  
Praise God for the good things He does for others.

**Visual Aids**  
2C-2, 7, 21, 27—30

Schedule		
Before Club	Complete attendance record, listen to each child recite previous verse, "Autograph Contest" attendance incentive	—
Opening	Welcome, prayer, review rules	3 min
Theme Song	"Good News Club Theme Song" or "Good News," (Review previous verses) John 8:12 Repetition: First Letter	2 min
Memory Verse	"God's Power," <i>Growing Songs</i> 1, no. 36 (visualized song)	8 min
Song	<b>Bartimaeus Receives His Sight</b> Review previous lesson, discuss last week's quiet time quest sheet and what each child learned	3 min
Bible Lesson/ Invitation	Song: "What About My Neighbor?" Story: Mountain Pathways, part 5 "Children Reaching Children" missions chart, emphasis, prayer	20 min
Missions	"Trinity Song"	10 min
Song	"Blind Vote" review game and/or "Good Things" growth activity	3 min
Review	Announcements, prayer, explain and hand out quiet time quest sheets or verse tokens	10 min
Closing		1 min

**Extended Class Time:** Use additional sidebar activities.

## Teaching the Memory Verse

**Memory Verse:** John 8:12

“...I am the light of the world: he that followeth me shall not walk in darkness, but shall have the light of life.”

**Introduction:** Have you ever tried to walk through a dark room? (*Briefly discuss.*) When you can't see where you're going, it's hard to keep from bumping into things, isn't it? You need light to see where you're going. This reminds me of a name Jesus calls Himself in God's Word, the Bible.

**Presentation:** (*Show your Bible, explaining that it is the Word of God. Read the verse from your Bible and describe how you found it. Have the children read the verse with you from the verse visual.*)

**Explanation:** *I am the light of the world*—Everyone is born in the darkness of sin. But Jesus is the light of the world. He took the punishment for your sin so you could be near to God and have your darkness of sin removed. *he that followeth me shall not walk in darkness but shall have the light of life*—When you call on Jesus to save you from sin, He comes to live inside you. He gives you new life inside so you can live forever with Him and not in the darkness of sin.

**Application:** *Unsaved:* If you have not called on Jesus to save you, you are still in the darkness of sin. You need to call on Jesus today.  
*Saved:* God is always at work, drawing people out of the darkness of sin. If you have already called on Jesus as your Savior, you know that personally! Be sure to praise God for the good things He does for others.

**Repetition:** First Letter  
(*Have a child pick the first letter of any word in the verse. The children then say the verse, standing when they say a word beginning with that letter and sitting down for the other words. Have another child choose a different first letter and have the children clap when they come to those words. Continue repeating the verse, using different beginning letters and actions. As a special challenge the children could do activities for several first letters at the same time.*)

## Lesson

### INTRODUCTION

Close your eyes as tightly as you can and keep them closed till I count to ten. (*Count to ten slowly.*) Now you may open your eyes. Was it hard to keep your eyes closed that long? What did you see while your eyes were shut? (*Nothing; darkness.*) You only had your eyes closed a short time. Imagine what it would be like to always be in darkness!

### PROGRESSION OF EVENTS

The Bible tells us about a man who lived in the beautiful city of Jericho—a city with tall palm trees and fragrant roses. I'm sure this man liked to smell the flowers and listen to the rustle of palm trees as he sat in the warm sunshine. But he couldn't see them—not even one colorful flower or tall feathery palm tree. He couldn't see anything. To him the world was always darker than the darkest night, for he was blind!

(*See diagram 5-1. Place Bartimaeus, 2C-27.*)

### Preschool Memory Verse

Review Romans 10:13.

If there is a dark corner or closet in the room, turn a light off and on in it.

### Preschool Repetition

“Take Away”

Repeat the verse with the preschoolers two times then have a preschooler remove one part of the verse visual from the flannelboard. Repeat the verse again then have a different preschooler remove another. Repeat until all parts of the verse have been removed. If time allows reverse the process and put the pieces back, one at a time. This activity will hold preschoolers' interest even though they are only beginning to recognize letters and words.

Active involvement helps your tactual and kinesthetic learners better relate to the lesson.

Jericho (JERH-ih-coe)

Your visual learners will enjoy locating this city on a map.

Have preschoolers close their eyes, then let them touch and smell a flower. Help them to realize that the blind can feel and smell things around them even though they can't see.

### Flashcard 5-1

Bartimaeus (bar-tih-MAY-us)

Bartimaeus's name is included in the parallel account of Mark 10:46-52. Have the children repeat his name with you. Auditory learners need to say words to remember them.

#### Flashcard 5-2

Children would enjoy role-playing this scene. Provide cards with dialogue for them to read.



#### Flashcard 5-3

Passover is the yearly Jewish celebration marking their deliverance from Egypt the night the death angel passed over houses marked with the blood of a lamb.

Every morning blind Bartimaeus probably felt his way along the streets from his home to a certain place outside the city of Jericho. There he sat by the roadside begging money from the busy people who hurried in and out of the city during the day. I'm sure Bartimaeus didn't want to be a beggar, but in those days blind people were not allowed to do jobs as they are today. Oh, if he could only have a job and earn money like other men!

Day after day he sat begging by the hot dusty road. Sometimes there were friendly people who stopped to talk. He was thankful for the friends who took time to visit with him. Perhaps they were like a newspaper for him, bringing the latest news.

(See diagram 5-2. Place friends, 2C-21.)

One day friends of Bartimaeus had the greatest and most exciting news to tell. It probably happened something like this: "Have you heard about Jesus of Nazareth?" they asked excitedly.

"No," answered Bartimaeus. "Who is He?"

"Some think He is a messenger of God—a prophet," explained one friend.

"And some say He is the Savior, the one God promised to send," added another. "All the people of Judea and Galilee are talking about Him! He teaches about God and Heaven, and He performs many great miracles. He fed five thousand men from only five little loaves of bread and two small fish. He made people who were dead, alive again! He made the deaf hear, and the lame walk."

And then they said, "Bartimaeus, He even made a blind man see!"

*He made a blind man see*, thought Bartimaeus. *I wonder if He could make me see!*

Perhaps from that day on Bartimaeus thought about Jesus. Bartimaeus and all the people of Israel were waiting for the promised one, the Savior, to come. God had promised the Savior would be someone from the family of the great King David who lived long ago. Could it be that Jesus was the promised one? Maybe He would heal Bartimaeus and make him see!

Bartimaeus was in physical darkness because he could not see with his eyes. But he had a much greater problem. Bartimaeus had darkness in his heart because of sin.

You were also born with darkness in your heart because of sin. The Bible says, "There is none righteous [right before God], no, not one" (Rom. 3:10). Living in sin is like being in darkness because you are apart from God and can't find Him on your own. Sin has blinded you from seeing the truth about yourself and about God. What is sin? Anything you think, say or do that breaks God's laws, such as disobeying your parents or teachers, pouting when you don't get your way or cheating on a homework assignment. You can probably think of other ways you have sinned. God says that all sin must be punished and the punishment is separation from Him forever in a terrible place of darkness. Without the Lord Jesus you are lost. You were born with darkness in your heart because of sin.

Bartimaeus also had darkness in his heart because of sin. It was a much greater problem than not being able to see with his eyes.

(Remove 2C-21.)

But Bartimaeus did want to see! If only he could meet Jesus! But there was little hope. He couldn't take a trip to Nazareth. All he could do was wait and hope Jesus would come to Jericho. So that's just what Bartimaeus did as day after day he continued to sit by the roadside begging.

When spring arrived, crowds of people began filling the road from Jericho to Jerusalem. It was time for the Passover feast and many traveled long distances to celebrate.

These were busy days for blind Bartimaeus with so many people traveling. They were good days for begging. Bartimaeus may have wondered, *Will Jesus of Nazareth come through Jericho? I'm sure He could make me see.*

(See diagram 5-3. Add crowd of people, 2C-28.)

One day as Bartimaeus sat by the roadside, he heard excited voices and the sound of many feet. He knew it was a big group. Something unusual was going on!

Perhaps he called out, "What is happening? Why is there such a large crowd?"

"Jesus of Nazareth is coming!" came the answer.

*Jesus of Nazareth?* Bartimaeus trembled at the thought. He must get to Jesus, but how? He couldn't see Jesus, and in this great crowd of people Jesus might not see him! What could Bartimaeus do? (*Allow children to respond.*) There was one thing he could do. He could call to Jesus.

(See diagram 5-4. Place disciples and Jesus, 2C-2, 7.)

"Jesus, Son of David," Bartimaeus cried. "Have mercy on me!"

The people standing in front of Bartimaeus became very angry with him. "Be quiet!" they commanded.

But Bartimaeus paid no attention. He was afraid Jesus might pass by without hearing him! "Son of David," Bartimaeus kept shouting, "have mercy on me!"

Jesus heard Bartimaeus call Him. He stopped walking and stood still. Jesus loved Bartimaeus!

Did you know that Jesus loves you too? Jesus is God the Son. God is the one who made you. God also made the sky, the beautiful flowers, trees—the whole world! But you are His special creation. God knows all about you—how you look, what you like and don't like, the things you spend your time thinking about. He also knows about your sinful heart. God is perfect and pure from all sin. That's why there can be no sin in Heaven. But in spite of your sin, God the Father "loved [you], and sent His Son [Jesus]" (1 John 4:10). He loves you much more than you can ever imagine!

Jesus loved Bartimaeus. That's why He stopped walking when He heard Bartimaeus call. "Bring him to Me," Jesus said.

"Bartimaeus, get up! He's calling you!" the people said excitedly. Bartimaeus leaped to his feet and came to Jesus.

(See diagram 5-5. Replace 2C-27 with Bartimaeus standing, 2C-29.)

As the blind man waited breathlessly, Jesus said in a loving voice, "What do you want Me to do for you?"

Jesus was the only one who had the power to give Bartimaeus his eyesight. But more than that, He was the only one who could take away the darkness of sin in Bartimaeus's heart.

Jesus is the only one who can take away the darkness of sin in your heart too. Just a few days after this story took place, the Lord Jesus died on the cross. God punished Him for the sins of the whole world, including yours. Jesus is perfect and didn't deserve to die, but He willingly bled and died to make a way for your sin to be forgiven. The Bible says He "delivered us from the power of darkness... through his blood" (Col. 1:13-14). Because Jesus bled and died on the cross, you can be free from the darkness of sin and not be separated from God. After Jesus died, His body was buried, but three days later He came alive again. He lives today in Heaven. Jesus is the only one who can take away the darkness of sin in your heart.

Jesus was the only one who could take away the darkness of sin in Bartimaeus's heart. He was also the only one with the power to give Bartimaeus his eyesight.

"Lord!" Bartimaeus said. "Let me receive my sight."

A hush came over the crowd as everyone watched Jesus. What would He do?

"Receive your sight," said Jesus softly. As Jesus spoke, Bartimaeus believed His words.

(See diagram 5-6. Replace 2C-29 with healed Bartimaeus, 2C-30.)

Have preschoolers walk in a line as if they are going to Jerusalem for the feast.

Have preschoolers repeat the words, "Jesus of Nazareth is coming!"

#### Flashcard 5-4

Dramatically speak the words of Bartimaeus or have a child prepared to do so.

Have preschoolers put a finger to their lips and say, "Shh."

#### Preschool Song

Sing "Jesus Loves Me."



Help children understand that God loves them personally.

When Jesus called him, Bartimaeus also threw aside his beggar's coat (Mark 10:50)—an act of great faith!

#### Flashcard 5-5



#### Flashcard 5-6



Have preschoolers close their eyes and cover them with their hands. Then have them pull their hands away and open their eyes.

**Preschool Song**  
Sing "Three in One."



**Teaching Card**  
Show teaching card with emphasis for saved child: *Praise God for the good things He does for others.*



Invite children to receive the Lord Jesus using this method or one you have found effective. Refer to "How to Lead a Child to Christ," inside front cover, for further instruction.

**Preschool Invitation**  
Use Romans 10:13 and "call upon" terminology. Sing "Nothing But the Blood."

All of a sudden Bartimaeus could see! It was as though a blindfold had been taken from his eyes! Bartimaeus blinked in the bright sunlight. He saw light! Color! People! He probably looked right into the loving face of the Savior.

## CLIMAX

Bartimaeus had received his sight—he was no longer in darkness!

## CONCLUSION

But something greater had happened to Bartimaeus than just receiving his sight. He had called on Jesus and was no longer in the darkness of sin. Bartimaeus's sins had been forgiven! He praised God for His power, but he wasn't the only one praising God. The Bible says all the people that had seen Bartimaeus receive his sight praised God too. They were so happy for Bartimaeus! They praised God for the good thing He had done for him.

If you have already called on Jesus as your Savior, you can praise God for the good things He does for others. When God saves someone from sin or blesses someone in a special way, how do you react? Do you ignore them? Do you get jealous that something good happened to them and not to you? God says in His Word that His children are to "rejoice in the Lord always" (Phil. 4:4). God wants you to praise Him for all the good things He does—even if He does them for someone else!

When someone you know calls on Jesus as his Savior, praise God for what He has done. Also encourage that person by letting him know you are happy for him. God is pleased when His children praise Him for the good things He does for others.

The crowd praised God for the good thing He had done for Bartimaeus. The Bible tells us that from then on Bartimaeus followed Jesus, who had taken away his blindness and darkness of sin.

## INVITATION

Only Jesus can take away your darkness of sin. If you don't know Jesus as your Savior, your sin still separates you from God. But God loves you and wants to forgive you. The Bible says, "Whosoever shall call upon the name of the Lord shall be saved" (Rom. 10:13). You need to come to Jesus and believe (trust completely) that He is God's Son, who died on the cross to take the punishment for your sin. If you are willing to turn from your sin, calling on the Lord Jesus as your Savior, He will rescue you from the punishment you deserve and change your life forever. Would you like to call on the Lord Jesus today?

Please bow your heads and close your eyes. If you would like to call on Jesus, trusting Him to save you today, show me by putting up your first finger. When I see you doing that, I'll know you want to talk to me about calling on Jesus. (*Acknowledge responses.*) You may all open your eyes. If you put up your first finger, please meet me (*designate time and location*) so I can show you from the Bible how you can be saved.

## Review Questions

1. Who was Bartimaeus and what did he do for a living? *(He was a blind man who begged for a living.)*
2. What did blind Bartimaeus hope for after he had heard about Jesus? *(He hoped Jesus would come to Jericho and help him see.)*
3. Why do you think Bartimaeus thought that Jesus could help him? *(He must have heard about the miracles Jesus had done for others; He believed Jesus was the promised Savior.)*
4. What city was Jesus going to when He went through Jericho? *(Jerusalem.)*
5. What did Bartimaeus do to get Jesus' attention? *(He called out to Jesus.)*
6. What did Jesus do when He heard Bartimaeus call Him? *(He stopped and asked to have Bartimaeus brought to him.)*
7. What two kinds of darkness did Bartimaeus have? *(Blind eyes and sin in his heart.)*
8. What kind of darkness do you have in your heart? *(Sin.)*
9. What did Jesus do so that you no longer have to be in the darkness of sin? *(He died on the cross to take the punishment for sin and rose again.)*
10. What two things happened to Bartimaeus when Jesus told him to receive his sight? *(His eyes were no longer blind; his sins were forgiven.)*
11. How can you get rid of your darkness of sin? *(Call on the Lord Jesus as your Savior.)*
12. How should you respond when you see God do something good for someone? *(Praise God for the good thing He did; encourage that person by letting him know you are happy for him.)*

## Preschool Review Questions

1. Why did Bartimaeus call out to Jesus? *(He was blind and wanted Jesus to heal him.)*
2. What kind of darkness do you have in your heart? *(Sin.)*
3. What did Jesus do so you could be forgiven and be in the light? *(He died for your sins.)*
4. What two things happened to Bartimaeus after he met Jesus? *(He could see and his sins were forgiven.)*

## Growth Activity

### Good Things

Pair up the children and have them share with each other one good thing the Lord has done for them. When it looks like all groups are ready, bring the children back into the large group. Have each group stand one at a time and each partner in the group share what God has done for the other partner. After all have shared, say a prayer, praising God for the good things He has done.

### Review Game

#### "Blind Vote"

Divide the group into two teams. Call on any child to answer a question, then have all the children close their eyes and vote on whether they think the answer is correct. Thumbs up means correct; thumbs down means incorrect. Count the number of children who vote correctly on each team. The team with the most correct votes wins that round. Continue until all questions have been answered.

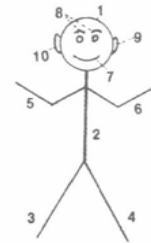
### Review Game for Lesson 6

To prepare for Lesson 6, ask children what game they would like to play next week.

### Preschool Review Game

#### "Stick Man"

When a child answers a question, draw one part of a stick man (e.g., head, body, arm, ear, eye) on a sheet of paper. Use preschool questions from Lessons 1-4 and continue until your stick man is drawn.



For larger groups have only a few children share.

# Jesus Raises Jairus's Daughter

## Outline

### I. INTRODUCTION

People in Capernaum rushed to the shores of the Sea of Galilee—Jesus was coming!

### II. PROGRESSION OF EVENTS

- A. When Jesus returned to Capernaum, a large crowd gathered around Him by the lake. (5:21)
- B. A synagogue leader named Jairus came to Jesus, pleading that He heal his dying daughter. (5:22-23)
- C. Jesus began walking with Jairus to his home and a large crowd followed. (5:24)
- D. A woman who had been sick for 12 years touched Jesus' clothes, believing she would be healed—and she was! (5:25-29)
- E. Jesus stopped to ask who had touched Him, and the woman fearfully told how she had been healed. (5:30-33)
- F. Jesus said that her faith in Him had made her well. (5:34)
- G. Men from Jairus's house arrived, saying Jairus's daughter was dead. (5:35)
- H. Jesus told Jairus to believe and not be afraid. (5:36)
- I. Jesus entered the house with Peter, James and John and told those present that the child was only sleeping, but the people laughed. (5:37-40)
- J. Alone in the room with the three disciples and the child's parents, Jesus took the girl by the hand and commanded her to get up. (5:40-41)
- K. To everyone's amazement, the little girl got up and walked. (5:42)

### III. CLIMAX

The Lord Jesus had brought Jairus's daughter back to life by His mighty power!

### IV. CONCLUSION

Jesus told them to feed the girl and tell no one about what had happened. (5:43)

**Invitation (unsaved child):** Jesus is your only hope for having your sin forgiven. [Acts 10:43]

Scripture verses in parentheses are background text. Bracketed verses should be quoted or read from God's Word.



## Lesson Overview

Mark 5:21-43

Acts 10:43 "...whosoever believeth in him shall receive remission of sins."

The unsaved child will trust Jesus as his only hope for salvation.

Jesus is your only hope for having your sin forgiven.

Nothing is too hard for God.

2C-7, 21, 25, 28, 31—38

### Scripture

### Memory Verse

### Teaching Objective

### Main Teaching

### Emphasis for Saved

### Visual Aids

Schedule		
Before Club	Complete attendance record, listen to each child recite previous verse, "Autograph Contest" attendance incentive	—
Opening	Welcome, prayer, review rules	3 min
Theme Song	"Good News Club Theme Song" or "Good News,"	2 min
Memory Verse	(Review previous verses) Acts 10:43 Repetition: Guess Who	8 min
Song	"Trinity Song"	3 min
Bible Lesson/ Invitation	<b>Jesus Raises Jairus's Daughter</b> Review previous lesson, discuss last week's quiet time quest sheet and what each child learned	20 min
Missions	Song: "What About My Neighbor?" Story: <i>Mountain Pathways</i> , part 6 "Children Reaching Children" missions chart, emphasis, prayer	10 min
Song	"God's Power"	3 min
Review	"Clubbers' Favorite" review game and/or "Nothing Is Too Hard" growth activity	10 min
Closing	Announcements, prayer, explain and hand out quiet time quest sheets or verse tokens	1 min

**Extended Class Time:** Use additional sidebar activities.

## Teaching the Memory Verse

**Memory Verse:** Acts 10:43  
“...whosoever believeth in him shall receive remission of sins.”

**Introduction:** Have you ever forgiven someone? (*Allow response.*) When do you need to forgive? (*When someone has wronged you.*) God says that you have done wrong things against Him and He wants to forgive you. Listen to what the Bible says.

**Presentation:** (*Show your Bible, explaining that it is the Word of God. Read the verse from your Bible and describe how you found it. Have the children read the verse with you from the verse visual.*)

**Explanation:** *Whosoever*—Anyone, including you and me.  
*believeth in him*—Truly knowing that Jesus Christ died on the cross to take the punishment for your sin and trusting Him for yourself.  
*shall receive remission of sins*—When you do this you will receive forgiveness for your sin (wrong things you think, say or do). Only through Jesus Christ can God give you that forgiveness.

**Application:** *Unsaved:* If you have never believed in Jesus as your Savior, be sure you do that today. Jesus is your only hope for forgiveness.  
*Saved:* If you have already believed in Jesus as your Savior you have received forgiveness of your sin. God did a miracle in your life! Always remember that God can do anything. He can help in any situation.

**Repetition:** Guess Who  
(*Read the verse with the children, beginning and ending with the reference. Then choose a child to come to the front and turn his back to the class. Say the verse with the class, beginning with the reference, then point to another child who says the reference at the end in a disguised voice. The child at the front tries to guess who said the last reference. Repeat several times.*)

## Lesson

### INTRODUCTION

(*See diagram 6-1. Place crowd, 2C-21, 28.*)

As morning dawned in Capernaum, people rushed to the shores of the Sea of Galilee. Jesus was crossing the lake with His disciples! In the crowd that day were two very different people. One was an important man; the other a woman most people hardly noticed. Even though the two were very different from each other, they did have several things in common. Both were deeply troubled; both were without hope; both were desperate for help from Jesus!

### PROGRESSION OF EVENTS

(*See diagram 6-2. Place Jesus and disciples, 2C-7, 31.*)

At the shoreline Jesus and His disciples climbed out of the small boat. The crowd quickly gathered around Jesus.

(*See diagram 6-3. Place Jairus walking, 2C-32.*)

An important man named Jairus urgently made his way through the masses of people. The Bible says he was a leader of the synagogue (Jewish place of worship). Most of the synagogue leaders didn't believe that Jesus was God the Son, and they wanted nothing to do with Him. But Jairus came that day with an urgent need.

**Preschool Memory Verse**  
Review Romans 10:13.

Explain that hope in this case is not the same as “I hope so.” This is a certain hope—a hope you can count on!

**Preschool Repetition**  
“Preschoolers’ Favorite”  
Choose one or more favorite repetitions from the previous five lessons.

For comparative passages see Matthew 9:18-26 and Luke 8:41-56.

Your visual learners will enjoy locating Capernaum on a map. If time allows, you may want to briefly review a previous miracle Jesus did in Capernaum—healing the nobleman's son. This story takes place about a year later.

Preschoolers would enjoy pretending to rush to the shore and shade their eyes as they look for Jesus and His disciples.

#### Flashcard 6-1

Jairus (jay-EYE-ruhs)



### Flashcard 6-2

The girl may have been Jairus's only child.



### Preschool Song

Sing "Jesus Loves Me."



### Flashcard 6-3

This woman's illness may have been a menstrual disorder or hemorrhage. Her ritual uncleanness kept her out of social contact (see Leviticus 15:25-27). It's interesting to note that the length of her illness is the same as the age of Jairus's daughter.

Gesture to show how the woman would have stretched out her arm.

Your kinesthetic learners will enjoy role-playing these exciting events. Write the dialogue on cards for them to read.

42 Life of Christ 2

The crowd must have respectfully parted to let Jairus pass until he stood before Jesus. Then to the people's surprise, this proud Jewish leader knelt at Jesus' feet. Probably with tears in his eyes, he begged Jesus to come to his home.

*(See diagram 6-4. Replace 2C-32 with Jairus kneeling, 2C-33.)*

"My only daughter lies sick and dying," he pleaded. "Please lay your hands on her and heal her that she might live!"

Everyone could see that Jairus was a desperate man. His 12-year-old daughter was dying, and there was nothing he could do to save her from death. It was a hopeless situation.

Did you know that you are in an even more hopeless situation? You are separated from God by your sin. Sin is anything you think, say or do that breaks God's laws. The Bible says that you were born a sinner with a "want to" to sin. The Bible says that because of your sinful heart, you have "no hope" and you are "without God in the world" (Eph. 2:12). You do things every day that show your sinful heart, like lying, talking back to your parents or insisting on having your own way. The punishment for sin is separation from God forever in a place of darkness and suffering. You can't get rid of your sin by anything you try to do or say. You are in a hopeless situation.

Jairus was in a hopeless situation too. There was nothing he could do to save his daughter from death. The people could see that he was desperate as he begged Jesus to come heal his child.

*(See diagram 6-5. Replace 2C-33 with Jairus walking, 2C-32; replace 2C-7 with Jesus following, 2C-34.)*

Jesus agreed to go with him right away. Jairus was so relieved! Jesus cared about him and his sick daughter! He loved them and wanted to help.

Jesus loves you, too, and wants to help you! Jesus is the holy (perfect) Son of God. He is the Creator of all the universe—including you. Because He made you, He is an expert on everything about you! He knows how you think and feel about things. He knows your needs. He even knows about your sin, yet He loves you with a pure and perfect love. The Bible says God is "rich in mercy, for his great love wherewith he loved us" (Eph. 2:4). Because of God's great love for you, He wants to show you His mercy (kindness you don't deserve). He wants to solve your sin problem so you can be with Him in Heaven someday. That's how much Jesus, God the Son, loves and cares for you!

Jesus loved and cared for Jairus and his sick daughter. He wanted to help them. No doubt Jairus was relieved to know that Jesus was coming with him.

Quickly Jairus led the way through the narrow city streets with the crowd following closely behind. There was no time to waste! Every minute brought his daughter closer to death.

In the crowd following Jesus was a woman who had been sick for 12 years! The Bible says she had visited many doctors and had spent all of her money. Still she was terribly sick. By Jewish law she was considered "unclean" and had to be careful not to touch anyone. The woman was sure that if she could just get to Jesus, He would heal her.

Slowly she worked her way through the crowd. Some who knew her probably backed away so she wouldn't touch them.

Finally the woman walked up behind Jesus as He continued to follow Jairus. She stretched out her trembling arm. The tips of her fingers brushed lightly against the knot of fringe that hung from the corner of Jesus' robe. At once she felt healing strength all through her body—her illness was gone! Tears of joy must have filled her eyes. After all these years her suffering was over!

*(See diagram 6-6. Replace 2C-34 with Jesus, 2C-7.)*

As the woman rejoiced in her healing, suddenly Jesus stopped walking. The curious crowd quieted as He turned and searched their faces. Jairus must have looked around in frustration to see what had caused this interruption.

“Who touched Me?” Jesus asked.

His disciples looked puzzled. “Lord,” they said, “You see this great crowd pressing in all around You, and You ask who touched You?”

But Jesus knew that someone had purposely touched Him and had been healed. Didn’t He know it was the woman? Yes! He is God—He knows everything! So why did He ask who it was? (*Allow response.*) Perhaps He wanted the woman to openly share what had happened to her.

(See diagram 6-7. Place woman kneeling, 2C-35.)

The woman nervously came forward. Kneeling at Jesus’ feet, she told how she had touched His robe and was healed.

Jesus must have smiled as He looked at this poor woman who had suffered so much for so long. He spoke kindly to her. “Daughter,” He said, “your faith has made you well. Go in peace for you are healed!”

Jesus wanted the woman and all those listening to know that because of her faith (confident trust in Jesus) she had been more than healed—her sins had been forgiven! Jesus, God the Son, did for her what no one else could do. He gave hope in a hopeless situation.

Jesus can give you hope in a hopeless situation too. If you know the Lord Jesus as your Savior, you can trust Him because nothing is too hard for God! Perhaps there are situations in your life that seem hopeless. Family problems like divorce or illness can seem impossible to solve. Or maybe in school there’s a subject that seems impossible to learn or a classmate who seems impossible to get along with. But remember that God is in control of all that happens to you, and His power is greater than any problem!

Have you told God about your impossible situation? We learned in an earlier lesson that God may solve your problem differently than you expect. He may even allow the situation to continue for a while to teach you something. But whatever God does, you can have hope, knowing He will always do the right thing at just the right time. The Bible says, “Ah Lord GOD! Behold, thou hast made the heaven and the earth by thy great power... and there is nothing too hard for thee” (Jer. 32:17). The same God who had the power to create the universe out of nothing has the power to handle any problem you face. He can even give hope in a hopeless situation.

Jesus, God the Son, gave the sick woman hope in a hopeless situation. He healed her and even forgave her sins! He did for her what no one else could do.

(See diagram 6-8. Remove 2C-35; replace 2C-7 with Jesus, 2C-34.)

But while the people were watching Jesus and the woman, Jairus saw some messengers coming from his home. His heart began to pound. He was afraid to hear what they might tell him.

(See diagram 6-9. Place people, 2C-25.)

“Your daughter is dead,” one of them said. “There’s no need to trouble the Master any longer.” Jairus’s eyes must have filled with tears of grief. They were so close to his home—if only they hadn’t stopped!

Jesus knew what Jairus was thinking and feeling. Perhaps He touched Jairus gently on the shoulder as He said to him, “Don’t be afraid. Only believe.” Jesus was reminding Jairus that even this terrible news was not hopeless. The only one who could take care of his desperate situation was right there with him.

Jesus may have worn an outer robe that had a knot of fringe at each corner, signifying a Jewish teacher. To interest your tactual learners, bring a piece of woven cloth or fringe that the children can touch.

Preschoolers can put a finger to their lips and say, “Shh,” as they pretend to watch Jesus.

#### Flashcard 6-4

This term of endearment must have been especially precious to this woman, who had been a social outcast for so long because of her illness.

#### Preschool Song

Sing “Three in One.”



#### Teaching Card

Show card with teaching emphasis for the saved child: *Nothing is too hard for God.*

Have preschoolers say, “Nothing is too hard for God!”

#### Flashcard 6-5

Have preschoolers pretend to tell Jairus, “Nothing is too hard for God!”



Jesus is the only one who can take care of your desperate situation of sin. He is God's perfect, powerful Son, and He is sinless. Because of God's great love for you, Jesus came to Earth to die on the cross. In His wise and loving plan, God punished His Son for your sins so that you would not have to be punished. Jesus suffered and bled as nails were driven into His hands and feet and His body hung on a cross. He died on that cross for you! The Bible says your sins were paid for "with the precious blood of Christ" (1 Pet. 1:19). After Jesus died for your sin, He was buried in a tomb. Three days later He came back to life by God's power, and He is alive today. He doesn't want you to feel hopeless about your sin but to believe on Him now as your Savior. Jesus is the only one who can take care of your desperate situation of sin.

Jesus was there with Jairus, reminding him that He is the only one who could take care of his desperate situation. Even this terrible news was not hopeless. He told Jairus to believe and not be afraid.

### Flashcard 6-3

Many of these mourners may not have even known the child. It was common for the family to hire mourners to weep and wail in grief, showing respect for the dead relative.

*(Remove 2C-21, 25, 28.)*

Leaving the crowd behind, Jesus and three of His disciples—Peter, James and John—continued to Jairus's house.

When they reached the house, they heard lots of noise. As was the Jewish tradition, many people were gathered there, crying loudly and playing sad music on flutes.

But Jesus told the mourners to stop weeping. "This child is not dead but only sleeping," Jesus said.

The mourners just shook their heads and laughed at Jesus, thinking He was foolish. They didn't understand that Jesus is the mighty God. He has power even to awaken a person from death if He chooses to, because nothing is too hard for Him!

*(See diagram 6-10. Replace 2C-32 with Jairus and his wife, 2C-36; place girl lying on bed, 2C-37.)*

Sending the mourners outside, Jesus took His three disciples and the girl's parents into the room where the child lay very still. Jesus leaned down over the girl and gently held her small lifeless hand in His warm strong one. Then Jesus spoke with authority to the little girl, saying, "Talitha, cumi!" The words were in Aramaic, the language the girl spoke. They meant, "Little girl, arise!"

Jairus, his wife and the disciples watched in stunned amazement. Jesus was commanding the dead child to come back to life! To their astonishment the little girl opened her eyes!

*(See diagram 6-11. Replace 2C-37 with girl walking, 2C-38.)*

Then she got out of bed and walked! She may have even run to the open arms of her joyful parents!

## CLIMAX

The Lord Jesus had brought Jairus's daughter back to life by His mighty power!

## CONCLUSION

Jesus told the girl's parents to give her something to eat. Then He told Jairus and the others in the room not to tell anyone about this miracle. He wanted people to come to Him not for the miracles He could do but because they truly believed in Him. Jesus wanted to forgive their sin.

*(Remove figures.)*

Talitha, cumi  
(TAL-uh-thuh, KOO-migh)  
You may want to have the children pronounce these words with you. Auditory learners need to repeat words to help them remember.

### Flashcard 6-6

Have preschoolers say, "Nothing is too hard for God!"

## INVITATION

Have you had your sin forgiven by believing on the Lord Jesus? He is your only hope! Jesus died on the cross and rose again to take the punishment for your sin. Our memory verse says, (*quote Acts 10:43 together*). If you will turn from your sin, believing (trusting completely) in the Lord Jesus as your Savior, He will forgive you. He will change you on the inside so you can live to please Him. Will you believe in the Lord Jesus today?

Please bow your heads and close your eyes. If you would like to believe in the Lord Jesus as your Savior, please show me by raising your hand. (*Acknowledge responses.*) You may all open your eyes. If you raised your hand to show you want to believe in the Lord Jesus, please meet me (*designate time and location*) so I can show you from God's Word how you can be forgiven.

### Review Questions

1. What problem did Jairus desperately need help with? (*He needed Jesus to heal his daughter.*)
2. How did Jesus respond when Jairus asked Him to make his daughter well? (*Jesus immediately went with him.*)
3. What is the desperate problem you and I were born with that only Jesus can solve? (*Our sin problem.*)
4. What happened that interrupted the trip to Jairus's home? (*A woman who was sick touched the fringe of Jesus' robe and was healed.*)
5. Why did Jesus stop and ask who had touched Him? (*He probably wanted the woman to tell what had happened to her.*)
6. What sad news did Jairus hear while he was on the way home? (*His daughter had died.*)
7. Why did Jesus tell Jairus not to be afraid, but to believe? (*Jesus wanted Jairus to remember that He is God the Son and can do anything.*)
8. What miracle did Jesus perform in Jairus's house? (*He brought Jairus's daughter back to life.*)
9. How did Jesus solve your desperate problem of sin? (*He died on the cross, taking your punishment for sin, then came alive again.*)
10. What are some impossible situations you could trust Jesus to help you with? (*Illness, family problems, school problems, getting along with others, etc.*)
11. What does remission mean? (*Forgiveness of sin.*)
12. What did both the sick woman and Jairus believe about Jesus? (*That nothing was too hard for Him.*)

### Preschool Review Questions

1. Why did Jairus go to Jesus for help? (*His daughter was sick.*)
2. What happened when Jesus and Jairus were on the way to the house? (*A woman stopped them; Jairus's daughter died.*)
3. Why did Jesus say, "Don't be afraid. Only believe"? (*Jesus could do anything.*)
4. What do we need to do so we won't be afraid to die? (*Trust Jesus as Savior.*)

### Growth Activity

#### Nothing Is Too Hard

Divide the class into two teams and give each a piece of paper and a pencil. For two minutes (or another set time) have them list from the Bible amazing things God has done (e.g., He created the world; He parted the Red Sea; He walked on water). When the time is up have each team read its list. The team with the longest list could receive a small prize. If time allows you may also want to let a few children share testimonies of amazing things God has done. Close by reminding the children that nothing is too hard for God.



Invite children to receive the Lord Jesus using this method or one you have found effective. Refer to "How to Lead a Child to Christ," inside front cover, for further instruction.

#### Preschool Invitation

Use Romans 10:13 and "call upon" terminology. Sing "Good News."

#### Review Game

"Clubbers' Favorite"

Play the game the children chose last week as their favorite or choose one based on their reactions to previous games.

#### Preschool Review Game

"Preschoolers' Favorite"

Choose a favorite from the previous lessons. Use all the preschool questions from this lesson series.



## TRINITY SONG

Edna Zuraw

Traditional

*Lively*  $A^b$   $E^b$   $A^b$   $C$   $D^b$   $A^b$   $A^b$   $B^m$   $D^b$   $A^b$  *Traditional*

1. God the Fa - ther, God the Son, God the Spir - it, three in one.  
 2. Three in one and one in three, God the Son, He died for me.  
 3. Three in one and one in three, God the Spir - it lives in me.

$E^b$   $A^b$   $D^b$   $A^b$   $E^b$   $A^b$   $E^b$   $A^b$   $B^m$   $A^b$   $E^b$

God the Fa - ther loves me so, Gave His Word so I would know  
 For my sins His blood He gave, then He rose up from the grave.  
 Day by day and hour by hour— Helps me wit - ness by His pow'r.

$A^b$   $E^b$   $A^b$   $D^b$   $E^b$   $A^b$   $F^m$   $B^m$   $A^b$   $E^b$   $E^b7$   $A^b$

God the Fa - ther, God the Son, God the Spir - it, three in one.  
 Three in one and one in three, God the Son He died for me.  
 Three in one and one in three, God the Spir - it lives in me.

Copyright © 1989 by Edna Zuraw. All rights reserved. Used by permission.

## Teaching the Song

**Introduction:**

*(Hold up a triangle.)* How many sides does a triangle have?  
*(Allow response.)* It takes three sides to make one triangle, doesn't it? The one true God is God the Father, God the Son and God the Spirit. All three together are one God. Our song tells about Him.

**Presentation:**

*(Sing the song for the children while showing the visual.)*

**Explanation:**

*Verse 1:* God's Word, the Bible, says that God the Father, God the Son and God the Spirit are one together. God gave you the Bible so you could know about Him, because He created you and He loves you so much.

*Verse 2:* The Bible says that because of your sin (those things you think, do or say that God says are wrong) you deserve to be separated from Him. But God the Son, Jesus Christ, came to Earth to take your punishment for sin by dying on the cross. After He died He came back alive and later returned to Heaven. God the Son died for you, because that was the only way you could be forgiven for your sin.

*Verse 3:* If you have believed on Jesus as your Savior, God the Spirit lives in you. He is with you all the time, giving you the power to live for Him and let others know about the three-in-one God.

**Application:**

*Unsaved:* Have you believed on Jesus to save you from sin? If you admit you have sinned and believe (trust completely) in Jesus, who died on the cross to take your punishment for sin, He will forgive your sin so you can go to Heaven someday. You can believe on Jesus today! *(Give invitation to receive Christ now or at another time in the class hour.)*

*Saved:* If you have already believed on Jesus as your Savior, you have God the Spirit living in you. He's with you all the time! When hard times come, pray and ask for help. Thank Him for being with you.

**Repetition:**

*(Have all the children sing the song with you once or twice. Then divide into three groups. Each time you come to "God the Father" have the first group sing. The second group sings "God the Son" and the third group sings "God the Spirit." Everyone sings the rest of the song together. Rotate group assignments and continue.)*